

STETSON™

MEN'S BASKETBALL 2013-14 MEDIA GUIDE



**RAYMONE
ANDREWS**

**HUNTER
MILLER**

**WILLIE
GREEN**

**AARON
GRAHAM**





Raymone Andrews
G • 6-2 • 180 • Sr.
Hammond, La.



Kentwan Smith
F • 6-8 • 205 • Jr.
Freeport, Bahamas



Willie Green
F • 6-6 • 210 • Sr.
Orlando, Fla.



B.J. Glasford
G • 6-4 • 180 • Fr.
Miami, Fla.



Hunter Miller
G • 6-2 • 180 • Sr.
Nashville, Tenn.



Aaron Graham
G • 6-4 • 175 • Sr.
Miramar, Fla.



Raekwon Harney
G • 5-11 • 165 • Fr.
Winston-Salem, N.C.



Aidan Hadley
F • 6-5 • 190 • So.
Owls Head, Maine



Andrew Zelis
C • 6-11 • 240 • Fr.
Wheaton, Ill.



Tanner Plemmons
G • 6-2 • 190 • So.
Franklin, N.C.



Leke Solanke
F • 6-6 • 215 • So.
Abeokuta, Nigeria



Cameron Harvey
G • 6-3 • 210 • So.
Naperville, Ill.



Glenn Baral
G • 6-3 • 205 • Fr.
Richmond, Calif.



Kyle Sikora
C • 7-0 • 255 • Jr.
Key Largo, Fla.



Brian Pegg
F • 6-7 • 205 • R-Fr.
Clearwater, Fla.



Corey Williams
Head Coach
First Year



Mike Jaskulski
Assistant Coach
First Year



Nikita Johnson
Assistant Coach
First Year



Bert Capel
Assistant Coach
First Year



Kevin Dux
Director of Ops
First Year

TABLE OF CONTENTS

SEASON PREVIEW

Table of Contents..... 1
 Media Information..... 2
 Quick Facts..... 3
 Roster..... 4
 Schedule..... 5
 Season Outlook..... 6-7
 Opponents.....8-11

COACHING STAFF

Corey Williams..... 12-14
 Mike Jaskulski..... 15
 Nikita Johnson..... 16
 Bert Capel..... 17
 Support Staff..... 18

MEET THE HATTERS

Aaron Graham..... 19-20
 Willie Green..... 21-22
 Hunter Miller..... 23-24
 Raymone Andrews.....25
 Kyle Sikora.....26
 Kentwan Smith.....27
 Tanner Plemmons..... 28-29

Leke Solanke..... 30-31
 Cameron Harvey.....32
 Aidan Hadley.....33
 Brian Pegg..... 34-35
 Glenn Baral.....36
 B.J. Glasford.....37
 Raekwon Harney.....38
 Andrew Zelis.....39

2012-13 REVIEW

Results.....40
 Statistics.....41
 Game-by-Game.....42
 Team Highs.....43
 A-Sun Review.....44

HISTORY/RECORDS

Individual Career Records.....45
 Individual Season Records.....46
 Team Season Records.....47
 Game Records.....48
 Season Leaders..... 49-50
 Milestones.....51
 Honors and Awards.....52

Letterwinners..... 53-55
 Vs. Opponents..... 56-57
 Yearly Summary.....58

STETSON UNIVERSITY

Edmunds Center.....59
 Glenn Wilkes Court.....60
 Dr. Wendy Libby.....61
 Jeff Altier.....62
 Athletics Facilities.....63
 Sports Medicine.....64
 Strength and Conditioning.....65
 Atlantic Sun.....66
 This is Stetson.....67

CREDITS

The 2013-14 Stetson University Men's Basketball Media Guide was written and designed by Dan Forcella of the Stetson Athletic Communication Department. Editorial assistance by Jamie Bataille. Photography by Jim Hogue, David Williams and Stetson University.

FOLLOW THE HATTERS



GoHatters.com

For all the latest Stetson Men's Basketball news, scores, statistics, and records, visit the official website of Stetson Athletics at www.GoHatters.com. Find links to live stats, game broadcasts, postgame stories, and video.



Stetson Athletics

Like us on Facebook, the official fan page of Stetson Athletics. Share your excitement for anything and everything Stetson Athletics with other Hatter fans. Comment on stories, photos, and more!



Hat-Alerts

Receive customized text message updates straight to your phone with Stetson Athletics' Hat-Alerts! Sign-up for free scores and news for Stetson Men's Basketball and any other sports you wish to follow by going to GoHatters.com/text



@StetsonMBB
@StetsonHatters

For up-to-the-minute Stetson Men's Basketball team news, including in-game updates, game notes, postgame stories, and video, follow [@StetsonMBB](https://twitter.com/StetsonMBB) on Twitter. For all Stetson Athletics news, follow [@StetsonHatters](https://twitter.com/StetsonHatters).



@StetsonMBB

For all your fancy photo desires, follow Stetson Men's Basketball on Instagram. Live through the eyes of the team on road trips and at away games with the [@StetsonMBB](https://www.instagram.com/StetsonMBB) Instagram feed.



StetsonHatters

Visit the StetsonHatters channel on YouTube for all of the latest video from Stetson Men's Basketball and Stetson Athletics.

MEDIA INFORMATION

Fans will be able to watch and listen to the Stetson Hatters on a multitude of platforms during the 2013-14 season. For the second year in a row, each and every Hatters game will be aired live on WSBB 1230 AM New Smyrna Beach and WTJV 1490 DeLand. Fans can also listen to WSBB online at MyAM1230.com or on a mobile device with the WSBB app available for Apple and Android.

Every home game will also be simulcast on HatterVision, Stetson's home for live and on-demand video. Fans can sign up for HatterVision on GoHatters.com. All of the Hatters' road games in Atlantic Sun Conference play are also scheduled to be aired on ASun.TV.

Robbie Aaron, Director of Broadcasting and Media Relations for the Daytona Cubs, returns for his second season as play-by-play announcer for Stetson men's basketball. In addition to his experience with the minor league baseball team, which included the honor of broadcasting the 2011 FSL All-Star Game, Aaron has also had stints working with ESPN Radio, SNY, WFAN, and broadcasted in the Cape Cod Baseball League.

Additionally, Stetson will be featured on ESPN3 a total of nine times this season, highlighted by a pair of games against Florida Gulf Coast that will also air on Comcast Sports Southeast (CSS). The Eagles come to DeLand on Jan. 5, and the Hatters make the return trip to Dunk City on Jan. 31.

The Hatters open the season at Atlantic Coast Conference foes Clemson and Notre Dame, and both games will be featured on ESPN3 and the Watch ESPN app. Stetson takes on the Tigers on Nov. 8 and then challenges the Fighting Irish on Nov. 10.

In-state rivals USF and UCF are also slated to host Stetson for games on ESPN3 in non-conference action. The Bulls will welcome the Hatters to Tampa on Nov. 22, while the Knights play host to Stetson on Dec. 7 in Orlando.

As part of the A-Sun's E3 On-Campus Initiative, Kennesaw State and Florida Gulf Coast are scheduled to join Lipscomb and USC Upstate in airing all of their home contests on ESPN3. That means that the Hatters' road games against the Owls (Jan. 23), the Spartans (Feb. 13), and the Bisons (Mar. 1) will also be featured online by the Worldwide Leader in Sports.



ATHLETIC COMMUNICATIONS

The Stetson University Athletic Communications Office is located in the "Crow's Nest" of the Edmunds Center, accessible by an external staircase on the west side of the building.

PRESS/PHOTO CREDENTIALS

Press Credentials will be issued to working members of the media only. NCAA policy establishes that only photographers on assignment will be afforded credentials. Space is available on a first-come, first serve basis. Please direct all credential requests to Assistant Director of Athletic Communications Dan Forcella at (386) 822-8718 at least one day prior to the game. Credentials can be picked up at the will-call window at the front entrance of the Edmunds Center; they will not be mailed.

RADIO

SU grants broadcast rights to the official flagship station of the visiting team and provides one complimentary telephone line on a reciprocal basis. Otherwise, a rights fee of \$75.00 has been established.

PRESS ROW

Working space for the media is located on the east side of the floor, opposite team benches and scorer's table. Spouses, dates and other non-workers are not permitted on press row.

PRESS ROW CONDUCT

Working personnel are expected to follow press row guidelines established by the United States Basketball Writers Association (USBWA).

PRESS ROW SERVICE

Statistics, pre-game notes and programs will be available in the media workroom prior to the game. Halftime box scores will be available at intermission. Final box scores and play-by-play accounts will be distributed as quickly as possible at the conclusion of the game.

SCOUTING

In accordance with NCAA and A-Sun regulations, Stetson prohibits the granting of credentials for scouting purposes. Coaches violating this rule will be reported to the conference office.

POST-GAME INTERVIEW POLICY

Head Coach Corey Williams and requested players will be available for post-game interviews. Opponent SID personnel (if in attendance) are in charge of setting up interviews with members of their coaching staff or players.

COACH/PLAYER INTERVIEWS

All coach and player interviews must be set up through Dan Forcella of the Stetson Athletic Communications Office. Interview times will be arranged in accordance with the coach/player's schedule. Please allow at least 24 hours prior notice for the interview.

PRACTICE COVERAGE

Media wishing to cover practice are welcome to do so. However, please notify the Stetson Athletic Communications Office if you are planning to attend a practice.

QUICK FACTS

GENERAL INFORMATION

School:..... Stetson University
 City: DeLand, Fla.
 Founded:..... 1883
 Enrollment:3,900
 Nickname:.....Hatters
 Colors:Hunter Green and White
 Home Arena:.....Edmunds Center
 Capacity:.....4,000
 Affiliation:..... NCAA Division I
 Conference:.....Atlantic Sun
 President:.....Dr. Wendy B. Libby
 Alma Mater, Year:Cornell, 1972
 Athletics Director:Jeff Altier
 Alma Mater, Year:Stetson, 1982
 Senior Woman Administrator:.....Alicia Queally
 Alma Mater, Year:North Carolina, 1999
 Athletic Department Phone:386.822.8100

PROGRAM HISTORY

First Season:..... 1900-01
 Overall All-Time Record:..... 1,195-1,051
 All-Time Division I Record:.....563-618 ('71-present)
 Last Conference Tournament:..... '12-13 (Semifinals)
 Last Conference Finals: '93-94 (UCF - L, 67-70)

COACHING STAFF

Head Coach:..... Corey Williams
 Alma Mater, Year:Oklahoma State, 2002
 Overall Record (Years): First season
 Record at Stetson (Years): First season
 Office Phone:386.822.8118
 Assistant Coach:Mike Jaskulski
 Alma Mater, Year: St. Norbert College, 1976
 Office Phone:386.822.8104
 Assistant Coach:Nikita Johnson
 Alma Mater, Year: West Georgia, 1989
 Office Phone:386.822.8144
 Assistant Coach:Bert Capel
 Alma Mater, Year: Evangel, 2005
 Office Phone:386.822.8101
 Director of Basketball Operations:Kevin Dux
 Alma Mater, Year:Coe College, 2009
 Office Phone:386.822.7336

TEAM INFORMATION

2012-13 Overall Record:..... 15-16
 Conference Record/Finish: 11-7/3rd
 Letterwinners Returning/Lost:..... 5/6
 Starters Returning/Lost: 2/3
 Newcomers:.....8 (4 Fr., 3 Tr., 1 Walk)

Starters Returning (2)

Hunter Miller (Sr. - G)	3.4 ppg	2.9 apg
Willie Green (Sr. - F)	8.3 ppg	6.6 rpg

Other Returners (5)

Aaron Graham (Sr. - G)	11.2 ppg	66 3's
Brian Pegg (R-Fr. - F)	Redshirted	
Tanner Plemmons (So. - G)	2.0 ppg	44% 3's
Kyle Sikora (Jr. - C)	Redshirted	
Leke Solanke (So. - F)	0.5 ppg	9 blks

Newcomers (8)

Raymone Andrews	Sr.	G	6-2/180
Glenn Banal	Fr.	G	6-4/205
B.J. Glasford	Fr.	G	6-4/180
Aidan Hadley	So.	F	6-5/190
Raekwon Harney	Fr.	G	5-11/165
Cameron Harvey	So.	G	6-3/210
Kentwan Smith	Jr.	F	6-8/200
Andrew Zelis	Fr.	C	6-11/240

ATHLETIC COMMUNICATIONS

Director:Ricky Hazel
 Office:386.822.8130
 Email:..... jhazel@stetson.edu
 Assistant Director (MBB Contact):..... Dan Forcella
 Office:386.822.8718
 Cell:.....207.650.6790
 Email:..... dforcell@stetson.edu
 Assistant Director:..... Jamie Bataille
 Office:386.822.8131
 Email:..... jbataill@stetson.edu
 Website:..... www.GoHatters.com
 Twitter:@StetsonHatters, @StetsonMBB
 Instagram:..... @StetsonMBB
 Facebook:..... Facebook.com/StetsonHatters
 Facebook.com/StetsonMBB

Numerical

No.	Name	Pos.	Ht.	Wt.	Class	Hometown/Previous School
1	Raymone Andrews	G	6-2	180	Sr.	Hammond, La./St. Thomas Aquinas HS/Louisiana
2	Kentwan Smith	F	6-8	205	Jr.	Freeport, Bahamas/Piney Woods HS/Louisiana/Otero JC
3	Willie Green	F	6-6	210	Sr.	Orlando, Fla./Olympia HS/WKU/Daytona St.
4	BJ Glasford	G	6-4	180	Fr.	Miami, Fla./Coral Reef HS
10	Hunter Miller	G	6-1	180	Sr.	Nashville, Tenn./CPA/FGCU
11	Aaron Graham	G	6-4	175	Sr.	Ft. Lauderdale, Fla./Westminster Academy
12	Raekwon Harney	G	5-11	165	Fr.	Winston-Salem, N.C./Winston-Salem Prep
15	Aidan Hadley	F	6-5	190	So.	Owls Head, Maine/The Bullis School (Md.)
21	Andrew Zelis	C	6-11	240	Fr.	Wheaton, Ill./Wheaton North HS
22	Tanner Plemmons	G	6-2	190	So.	Franklin, N.C./Rabun County HS
23	Leke Solanke	F	6-6	215	So.	Abeokuta, Nigeria/Marquette Catholic HS
24	Cameron Harvey	G	6-3	210	So.	Naperville, Ill./Wheaton Academy/Eastern Illinois
33	Glenn Baral	G	6-3	205	Fr.	Berkeley, Calif./Westwind Prep (Ariz.)/Salisbury School (Conn.)
40	Kyle Sikora	C	7-0	255	Jr.	Key Largo, Fla./Florida Christian HS/Oakland
41	Brian Pegg	G	6-7	205	R-Fr.	Clearwater, Fla./Faith Baptist Christian School

Alphabetical

No.	Name	Pos.	Ht.	Wt.	Class	Hometown/Previous School
1	Raymone Andrews	G	6-2	180	Sr.	Hammond, La./St. Thomas Aquinas/Louisiana
33	Glenn Baral	G	6-3	205	Fr.	Berkeley, Calif./Westwind Prep (Ariz.)/Salisbury School (Conn.)
4	BJ Glasford	G	6-4	180	Fr.	Miami, Fla./Coral Reef HS
11	Aaron Graham	G	6-4	175	Sr.	Ft. Lauderdale, Fla./Westminster Academy
3	Willie Green	F	6-6	210	Sr.	Orlando, Fla./Olympia HS/WKU/Daytona State
15	Aidan Hadley	F	6-5	190	So.	Owls Head, Maine/The Bullis School (Md.)
12	Raekwon Harney	G	5-11	165	Fr.	Winston-Salem, N.C./Winston-Salem Prep
24	Cameron Harvey	G	6-3	210	So.	Naperville, Ill./Wheaton Academy/Eastern Illinois
10	Hunter Miller	G	6-1	180	Sr.	Nashville, Tenn./CPA/FGCU
41	Brian Pegg	G	6-7	205	R-Fr.	Clearwater, Fla./Faith Baptist Christian School
22	Tanner Plemmons	G	6-2	190	So.	Franklin, N.C./Rabun County HS
40	Kyle Sikora	C	7-0	255	Jr.	Key Largo, Fla./Florida Christian HS/Oakland
2	Kentwan Smith	F	6-8	205	Jr.	Freeport, Bahamas/Piney Woods HS/Louisiana/Otero JC
23	Leke Solanke	F	6-6	215	So.	Abeokuta, Nigeria/Marquette Catholic HS
21	Andrew Zelis	C	6-11	240	Fr.	Wheaton, Ill./Wheaton North HS

Head Coach: Corey Williams (Oklahoma State, 2002) - First season

Assistant Coach: Mike Jaskulski (St. Norbert College, 1976) - First season

Assistant Coach: Nikita Johnson (West Georgia, 1989) - First season

Assistant Coach: Bert Capel (Evangel, 2005) - First season

Athletic Trainer: Kevin Dux (Coe College, 2009) - First season

Pronunciation Guide

1	ruh - MONE, Andrews	23	LAY - kay, shuh - LONG - kay
2	ken - TWAHN, Smith	33	Glenn, buh - RALL
12	RAY - kwon, Harney	40	Kyle, suh - KOR - uh
15	A - din, Hadley	AC	Mike, JAZ - kull - SKEE
21	Andrew, ZELL - iss		

SCHEDULE

Day	Date	Opponent	Location	Time
Sat.	Oct. 26	TAMPA (Ex.)	Edmunds Center	1:00 p.m.
Mon.	Nov. 4	PALM BEACH ATLANTIC (Ex.)	Edmunds Center	7:00 p.m.
Fri.	Nov. 8	at Clemson [ESPN3]	Clemson, S.C.	7:00 p.m.
Sun.	Nov. 10	at Notre Dame [ESPN3]	South Bend, Ind.	1:00 p.m.
Thu.	Nov. 14	at Florida A&M	Tallahassee, Fla.	7:00 p.m.
Mon.	Nov. 18	at Florida International	Miami, Fla.	7:00 p.m.
Fri.	Nov. 22	at USF [ESPN3]	Tampa, Fla.	7:00 p.m.
Mon.	Nov. 25	vs. Wagner #	Estero, Fla.	TBA
Tue.	Nov. 26	Gulf Coast Showcase #	Estero, Fla.	TBA
Wed.	Nov. 27	Gulf Coast Showcase #	Estero, Fla.	TBA
Sat.	Nov. 30	DAVIDSON	Edmunds Center	1:00 p.m.
Tue.	Dec. 3	BETHUNE-COOKMAN	Edmunds Center	7:00 p.m.
Sat.	Dec. 7	at UCF [ESPN3]	Orlando, Fla.	7:00 p.m.
Tue.	Dec. 17	FLORIDA ATLANTIC	Edmunds Center	7:30 p.m.
Mon.	Dec. 30	LIPSCOMB *	Edmunds Center	7:00 p.m.
Wed.	Jan. 1	NORTHERN KENTUCKY *	Edmunds Center	7:00 p.m.
Sun.	Jan. 5	FLORIDA GULF COAST * [CSS/ESPN3]	Edmunds Center	1:00 p.m.
Thu.	Jan. 9	at Jacksonville *	Jacksonville, Fla.	7:00 p.m.
Sat.	Jan. 11	at North Florida *	Jacksonville, Fla.	7:00 p.m.
Thu.	Jan. 16	ETSU *	Edmunds Center	7:00 p.m.
Sat.	Jan. 18	USC UPSTATE *	Edmunds Center	1:00 p.m.
Thu.	Jan. 23	at Kennesaw State * [ESPN3]	Kennesaw, Ga.	7:00 p.m.
Sat.	Jan. 25	at Mercer *	Macon, Ga.	3:00 p.m.
Fri.	Jan. 31	at Florida Gulf Coast * [CSS/ESPN3]	Ft. Myers, Fla.	7:00 p.m.
Thu.	Feb. 6	NORTH FLORIDA *	Edmunds Center	7:00 p.m.
Sat.	Feb. 8	JACKSONVILLE *	Edmunds Center	1:00 p.m.
Thu.	Feb. 13	at USC Upstate * [ESPN3]	Spartanburg, S.C.	7:00 p.m.
Sat.	Feb. 15	at ETSU *	Johnson City, Tenn.	4:00 p.m.
Fri.	Feb. 21	KENNESAW STATE *	Edmunds Center	7:00 p.m.
Sun.	Feb. 23	MERCER *	Edmunds Center	1:00 p.m.
Thu.	Feb. 27	at Northern Kentucky *	Highland Heights, Ky.	7:00 p.m.
Sat.	Mar. 1	at Lipscomb * [ESPN3]	Nashville, Tenn.	11:00 a.m.
Tue.	Mar. 4	A-Sun Quarterfinals	TBA	TBA
Thu.	Mar. 6	A-Sun Semifinals	TBA	TBA
Sun.	Mar. 9	A-Sun Finals	TBA	TBA

Gulf Coast Showcase in Estero, Fla.

* Atlantic Sun Conference game

All times Eastern

Schedule subject to change

Home games in **BOLD CAPS**



Front Row (L-R): Raekwon Harney, Raymone Andrews, Assistant Coach Bert Capel, Assistant Coach Nikita Johnson, Head Coach Corey Williams, Assistant Coach Mike Jaskulski, Director of Operations Kevin Dux, Hunter Miller, Tanner Plemmons. Back Row (L-R): Glenn Baral, Aaron Graham, Leke Solanke, Willie Green, Andrew Zelis, Kyle Sikora, Kentwan Smith, Brian Pegg, B.J. Glasford, Cameron Harvey. Not pictured: Aidan Hadley.

On June 3, 2013 Stetson Director of Athletics Jeff Altier announced Corey Williams as the 21st Hatters men's basketball head coach in program history. Coach Williams went to work immediately after stepping foot on campus, hiring his staff in just a few weeks, and bringing in four new recruits less than a month after that.

With an earlier start to the season – holding its first official practice on September 27 – the 2013-14 version of the Stetson men's basketball team has been hard at work preparing to build off of the team's success from a year ago.

Having finished third in the Atlantic Sun Conference standings, earning a berth to the A-Sun Tournament for the first time since in four years, and reaching the conference semifinals for the first time since 2005-06, last season was one of the Hatters' best in recent memory.

When Williams arrived on campus, however, there were only nine players on the Stetson roster, and only six of them had seen time on the court as Hatters.

Seniors Aaron Graham, Willie Green, and Hunter Miller have all seen time in the starting lineup during their careers at Stetson, giving the Hatters a healthy core of experience and leadership with a new coaching staff on board.

Graham is coming off of two productive years with the Hatters, recording two of the four best single-seasons for three-point shooting in Stetson history. As a sophomore he knocked down 68 triples – the second most ever – and last year he tallied 66 treys. With just 15 more makes from beyond the arc, Graham will become the all-time three-point leader in Hatters history.

Miller stepped into the starting point guard role midway through last season, his first year of competition with the Hatters after transferring from Florida Gulf Coast, and he will see much of his time at the point again as a senior. With the ability to control the game and score when needed to, Miller finished 2012-13 with 88 assists, 25 steals, and a 40.9 three-point percentage.

After leading the Hatters in rebounding a year ago, Green returns to the frontcourt ranked eighth in Stetson history with 80 career blocked shots in just two seasons. Last year the Orlando native had a breakout campaign, starting all 31 games while leading the team with 6.6 rebounds per game, shooting at 54.1 percent from the floor, and recording 41

blocks.

Sophomores Tanner Plemmons and Leke Solanke, junior Kyle Sikora, and redshirt freshman Brian Pegg round out the returning Hatters for the 2013-14 season.

Plemmons showed signs that he can seriously shoot it as a freshman last year. In limited minutes, the guard knocked down 11 three-pointers on 44.0 percent shooting from beyond the arc, and shot 46.7 percent overall during his 20 games of action.

Solanke and Pegg, who came in together as freshmen last season, will provide plenty of depth to the Hatter frontcourt in their second seasons at Stetson. Solanke brings plenty of energy, has the ability to block shots, and can finish with authority. Pegg only played in two games last season before missing the rest of the year due to injury, but the younger brother of former Hatter star Adam Pegg certainly showed signs of excellence in limited action.

Sikora, who sat out last season due to NCAA transfer rules, gives the Hatters size in the middle. The seven-footer also has experience from his time at Oakland. In 2011-12 he played in 33 games, starting 16 contests and averaging nearly 10 minutes per game at center.

Stetson brings eight new faces into the fold for the upcoming season, including a pair of upperclassmen who gained valuable experience at Louisiana-Lafayette.

After three seasons and 68 starts at point guard for Louisiana-Lafayette, Raymone Andrews brings experience, leadership, and stellar defense to the Stetson backcourt as a fifth-year senior. In 2011-12 Andrews averaged 6.3 points per game while shooting 72.9 percent from the free throw line and recording a 1.7 assist-to-turnover ratio.

Kentwan Smith played in 28 games as a freshman at Louisiana-Lafayette before transferring to Otero Junior College in Colorado. There he averaged 10.4 points and 5.2 rebounds while shooting 51.8 percent from the floor.

A trio of true freshmen guards will give the Hatters plenty of depth in the backcourt in 2013-14. Glenn Baral, who has brought winning ways everywhere he's played, is a big shooting guard with a pure stroke. B.J. Glasford, who moves upstate from Miami, is a smooth combo guard who can play the point or the two. Finally, Raekwon Harney is a true point guard who averaged double digit assists and nearly five steals per game while leading Winston-Salem Prep to two state championships.

Freshman Andrew Zelis is a 6-11 center who gives Stetson another big man to work with in the middle. Sophomore Cameron Harvey was added late in the summer, and will redshirt after transferring from Eastern Illinois. Finally, sophomore Aidan Hadley was added as a walk-on just prior to the start of the season.

After home exhibitions against Tampa and Palm Beach Atlantic, Stetson begins the 2013-14 campaign at Clemson and Notre Dame to open an eight-game road trip. The Hatters will host Davidson in the home opener on Nov. 30 and begin Atlantic Sun Conference play on Dec. 30, hosting Lipscomb.

Preseason Coaches Poll

1. FGCU (6)	95
2. Mercer (3)	92
3. USC Upstate	75
4. Jacksonville	63
5. North Florida (1)	58
6. ETSU	55
7. Stetson	37
8. Lipscomb	29
9. Northern Kentucky	24
10. Kennesaw State	22

Preseason All-Conference

Brett Comer Guard Jr.	FGCU
Chase Fieler Forward Sr.	FGCU
Keith McDougald Guard Sr.	JU
Langston Hall Guard Sr.	Mercer
Torrey Craig Forward Sr.	Upstate
Bernard Thompson Guard Jr.	FGCU
Daniel Coursey Center Sr.	Mercer
Travis Wallace Forward Sr.	UNF
Ty Greene Guard Jr.	Upstate
Ricardo Glenn Forward Sr.	Upstate

Player of the Year: Torrey Craig, Upstate
USC Upstate

Def. Player of the Year: Bernard Thompson
FGCU

**CLEMSON**

Nov. 8 | CLEMSON, S.C.

Head Coach:Brad Brownell
 Overall Record:.....218-130 (11)
 Clemson Record:..... 51-45 (3)
 2012-13 Overall: 13-18
 2012-13 ACC:..... 5-13
 Media Relations:..... Philip Sikes
 Phone:.....(864) 656-2114
 Email:.....philips@clemson.edu
 Web:.....ClemsonTigers.com
 Twitter:.....@ClemsonMBB

**NOTRE DAME**

Nov. 10 | SOUTH BEND, IND.

Head Coach:Mike Brey
 Overall Record:.....384-194 (18)
 Notre Dame Record:.....285-142 (13)
 2012-13 Overall: 25-10
 2012-13 Big East: 11-7
 Media Relations:..... Sean Carrol
 Phone:.....(574) 631-7516
 Email:.....carrol.64@nd.edu
 Web:.....UND.com
 Twitter:.....@NDmbb

**FLORIDA A&M**

Nov. 14 | TALLAHASSEE, FLA.

Head Coach: Clemon Johnson
 Overall Record:.....46-120 (6)
 Florida A&M Record:..... 18-46 (2)
 2012-13 Overall: 8-23
 2012-13 MEAC: 5-11
 Media Relations:.....Vaughn Wilson
 Phone:.....(850) 599-3849
 Email:.....vaughn.wilson@famuedu
 Web:.....FAMUathletics.com
 Twitter:.....@FAMUathletics

**FLORIDA INTERNATIONAL**

Nov. 18 | MIAMI, FLA.

Head Coach: Anthony Evans
 Overall Record:..... 99-94 (6)
 FIU Record:..... First Season
 2012-13 Overall: 18-14
 2011-12 Big East: 11-9
 Media Relations:..... Paul Dodson
 Phone:.....(305) 348-3164
 Email:.....pdodson@fiu.edu
 Web:.....FIUSports.com
 Twitter:.....@FIUMensBBall

**SOUTH FLORIDA**

Nov. 22 | TAMPA, FLA.

Head Coach: Stan Heath
 Overall Record:.....197-187 (12)
 USF Record:.....85-110 (6)
 2012-13 Overall: 12-19
 2012-13 Big East: 3-15
 Media Relations:..... TBD
 Phone:..... TBD
 Email:..... TBD
 Web:.....GoUSFBulls.com
 Twitter:.....@USFMBB

**GULF COAST SHOWCASE**

Nov. 25-27 | ESTERO, FLA.


Team Conference
 Louisiana Tech..... C-USA
 San Diego West Coast
 St. Bonaventure Atlantic 10
 Southern Illinois..... Missouri Valley
 Stetson Atlantic Sun
 Illinois-Chicago..... Horizon
 UNC Greensboro Southern
 Wagner Northeast



DAVIDSON

NOV. 30 | EDMUNDS CENTER

Head Coach: Bob McKillop
 Overall Record:..... 414-256 (24)
 Davidson Record:..... 414-256 (24)
 2012-13 Overall: 26-8
 2011-12 Southern:..... 17-1
 Media Relations:..... Joey Beeler
 Phone:..... (704) 894-2123
 Email: jobeeler@davidson.edu
 Web: DavidsonWildcats.com
 Twitter: @DavidsonWildcat



BETHUNE-COOKMAN

DEC. 3 | EDMUNDS CENTER

Head Coach: Gravelle Craig
 Overall Record:..... 32-37 (2)
 B-CU Record:..... 32-37 (2)
 2012-13 Overall: 14-20
 2012-13 MEAC: 7-9
 Media Relations:..... Dan Ryan
 Phone:..... (386) 481-2206
 Email: daytonadan@yahoo.com
 Web: BCUAthletics.com
 Twitter: @BCUhoops



CENTRAL FLORIDA

DEC. 7 | ORLANDO, FLA.

Head Coach: Donnie Jones
 Overall Record:..... 97-75 (6)
 UCF Record: 45-45 (3)
 2012-13 Overall: 20-11
 2012-13 C-USA: 9-7
 Media Relations:..... Doug Richards
 Phone:..... (407) 823-2142
 Email: drichards@athletics.ucf.edu
 Web: UCFKnights.com
 Twitter: @UCF_MBasketball



FLORIDA ATLANTIC

DEC. 17 | EDMUNDS CENTER

Head Coach: Mike Jarvis
 Overall Record:..... 412-293 (24)
 FAU Record: 67-90 (5)
 2012-13 Overall: 14-18
 2012-13 Sun Belt: 9-11
 Media Relations:..... Justin Johnson
 Phone:..... (561) 302-0461
 Email: jjohn218@fau.edu
 Web: FAUSports.com
 Twitter: @FAUOwlAthletics



LIPSCOMB

DEC. 30 | EDMUNDS CENTER
 MAR. 1 | NASHVILLE, TENN.

Head Coach: Casey Alexander
 Overall Record:..... 24-36 (2)
 Lipscomb Record:..... First Season
 2012-13 Overall: 12-18
 2012-13 A-Sun: 7-11
 Media Relations:..... Jamie Gilliam
 Phone:..... (615) 966-5166
 Email: jamie.gilliam@lipscomb.edu
 Web: LipscombBisons.com
 Twitter: @LipscombBisons



NORTHERN KENTUCKY

JAN. 1 | EDMUNDS CENTER
 FEB. 27 | HIGHLAND HEIGHTS, KY.


Head Coach: David Bezold
 Overall Record:..... 172-95 (9)
 NKU Record:..... 172-95 (9)
 2012-13 Overall: 11-16
 2012-13 A-Sun: 9-9
 Media Relations:..... Don Owen
 Phone:..... (859) 572-5470
 Email: owend@nku.edu
 Web: NKUNorse.com
 Twitter: @NKUmenshoops



FLORIDA GULF COAST

JAN. 5 | EDMUNDS CENTER
JAN. 31 | FORT MYERS, FLA.

Head Coach: Joe Dooley
Overall Record: 57-52 (4)
FGCU Record: First Season
2012-13 Overall: 26-11
2012-13 A-Sun: 13-5
Media Relations: Jason MacBain
Phone: (239) 590-7061
Email: jmacbain@fgcu.edu
Web: FGCUAthletics.com
Twitter: @FGCU_MBB



JACKSONVILLE

JAN. 9 | JACKSONVILLE, FLA.
FEB. 8 | EDMUNDS CENTER

Head Coach: Cliff Warren
Overall Record: 114-132 (8)
Jacksonville Record: 114-132 (8)
2012-13 Overall: 14-18
2012-13 A-Sun: 9-9
Media Relations: Alex Keil
Phone: (904) 256-7444
Email: akeil@ju.edu
Web: JUDolphins.com
Twitter: @JUMensHoops



NORTH FLORIDA

JAN. 11 | JACKSONVILLE, FLA.
FEB. 6 | EDMUNDS CENTER

Head Coach: Matthew Driscoll
Overall Record: 83-149 (8)
UNF Record: 57-72 (4)
2012-13 Overall: 13-19
2012-13 A-Sun: 8-10
Media Relations: Brian Morgan
Phone: (904) 620-4027
Email: b.morgan@unf.edu
Web: UNFOspreys.com
Twitter: @OspreyMBB



ETSU

JAN. 16 | EDMUNDS CENTER
FEB. 15 | JOHNSON CITY, TENN.

Head Coach: Murry Bartow
Overall Record: 292-218 (16)
ETSU Record: 189-135 (11)
2012-13 Overall: 10-22
2012-13 A-Sun: 8-10
Media Relations: Michael White
Phone: (423) 439-4220
Email: whitem@etsu.edu
Web: ETSUBucs.com
Twitter: @ETSUAthletics





USC UPSTATE

JAN. 18 | EDMUNDS CENTER
 FEB. 13 | SPARTANBURG, S.C.
 Head Coach: Eddie Payne
 Overall Record:..... 417-409 (28)
 Upstate Record:..... 157-176 (11)
 2012-13 Overall: 16-17
 2012-13 A-Sun:..... 9-9
 Media Relations:..... Jay D'Abramo
 Phone:..... (864) 503-5166
 Email:..... jdabramo@uscupstate.edu
 Web:..... UpstateSpartans.com
 Twitter:..... @UPSTMBB



KENNESAW STATE

JAN. 23 | KENNESAW, GA.
 FEB. 21 | EDMUNDS CENTER
 Head Coach: Lewis Preston
 Overall Record:..... 6-55 (2)
 Kennesaw Record:..... 6-55 (2)
 2012-13 Overall: 3-27
 2012-13 A-Sun:..... 3-27
 Media Relations:..... Brandon Scardigli
 Phone:..... (678) 797-2562
 Email:..... bscardig@kennesaw.edu
 Web:..... KSUOWls.com
 Twitter:..... @KSUOWLSMBB



MERCER

JAN. 25 | MACON, GA.
 FEB. 23 | EDMUNDS CENTER
 Head Coach: Bob Hoffman
 Overall Record:..... 411-227 (19)
 Mercer Record: 99-72 (5)
 2012-13 Overall: 24-12
 2012-13 A-Sun:..... 14-4
 Media Relations:..... Andy Stabell
 Phone:..... (478) 301-5219
 Email:..... stabell_al@mercer.edu
 Web: MercerBears.com
 Twitter:..... @MercerBears



A-SUN TOURNAMENT

MAR. 4, MAR. 6, MAR. 9
 CAMPUS SITES

Commissioner: Ted Gumbart
 Director of Information:..... Patrick McCoy
 Phone:..... (478) 474-3394
 Email:..... pmccoy@atlanticsun.org
 Web:..... AtlanticSun.org
 Twitter:..... @AtlanticSun





HEAD COACH **COREY WILLIAMS**

Stetson University Director of Athletics

Jeff Altier announced on June 3 the selection of Corey Williams as the new head coach of the Hatters men's basketball program.

Williams, the 21st head coach in program history, takes the helm at Stetson after 13 years of collegiate coaching experience. A native of Macon, Ga., Williams played point guard at Oklahoma State. He had a lengthy career as a professional player, including a stint with the Chicago Bulls where he was a part of the 1993 NBA Championship Team, before starting his coaching career.

"I'm excited," Williams said of the opportunity. "Stetson is a University that I played in the past when I was at Florida State, and to be able to lead this program means an awful lot to me and my family. I knew back when I first started that my ambition was always to be a head coach. For Stetson University to give me this opportunity, I'm very grateful. I'm humbled, I'm grateful, and the truth of the matter is that I'm ready to go to work."

"Stetson University is privileged to be able to call Corey Williams our new men's basketball head coach," Altier said.

"Corey is a winner, he has worked with and played for some of the finest minds in the world of basketball and as such he understands the discipline, commitment and strategy that is needed to be successful. Everywhere Corey has played or coached his teams have won and won big, and I am excited to have him as a part of the Stetson team."

"Corey has the perfect blend of coaching talent and personal warmth that we were seeking," Stetson University President Dr. Wendy Libby said. "He will be a great and winning head coach for Stetson University."

Most recently, he was an assistant coach at Florida State. His career with the Seminoles coincided with the team's "winningest" five-year period, beginning in 2007-08. During this time, the team won its first ACC Championship in basketball, had a school-record run of four consecutive NCAA Tournament appearances, had four consecutive years of double digit wins in ACC play, produced five NBA Draft picks, had 16 wins over nationally ranked teams and appeared in the national rankings in four straight seasons.

"The recent success of the Atlantic Sun Conference men's

COREY WILLIAMS

SEASON PREVIEW

COACHING STAFF

MEET THE HATTERS

2012-13 REVIEW

HISTORY & RECORDS

THIS IS STETSON

THE WILLIAMS FILE

Position: Head Coach
Experience: First season
Hometown: Macon, Ga.
Alma Mater: Oklahoma State '02
Family: wife Nicole Williams;
 son CJ (9), daughter Jourdan (13)



Assistant Coaching Experience

Oklahoma State (1994)
 Oral Roberts (2000-07)
 Florida State (2007-13)

Playing Experience

Oklahoma State (1989-92)
 Chicago Bulls (1992-93)
 Oklahoma City Cavalry (1993-94)
 Minnesota Timberwolves (1994)
 Grand Rapids Mackers (1994-95)
 Dacin Tigers (1995-98)

Education

B.S., Oklahoma State, 2002

basketball schools, particularly Florida Gulf Coast University's historic run in the NCAA tournament, coupled with Stetson's much improved season, elevated the stature of the Stetson coaching job," Altier went on to say. "Consequently, we received tremendous interest from outstanding coaches across the country, whose experience and credentials were far superior to those in any coaching search I have been a part of at Stetson."

Williams assisted in the development of the Seminoles into one of the best programs in the ACC with the perseverance that has also made him an outstanding recruiter of top talent. Williams' recruiting roots have allowed him to bring the nation's top talent to wherever he has coached.

Williams was instrumental in Florida State's run to the Sweet 16 of the 2011 NCAA Tournament as well as the 2012 ACC Championship. He helped lead Oral Roberts to a pair of NCAA Tournament appearances as a coach and Oklahoma State to consecutive NCAA Tournament Sweet 16 appearances as a player.

With victories over fifth ranked Notre Dame and No. 20 Texas A&M in the 2011 NCAA Tournament, Williams helped the Seminoles advance to within one win of the Elite Eight for only the third time in school history. The Seminoles' wins over Notre Dame and Texas A&M marked only the second time in school history that Florida State defeated ranked teams in consecutive games during the NCAA Tournament.

Williams also facilitated Florida State's reputation as one of the nation's top defensive teams. The Seminoles have achieved national renown in multiple statistical categories. Williams' defensive background helped Florida State finish the 2010 and 2011 seasons as the field goal percentage defense national statistical champions. The Seminoles ranked fifth nationally in that category in 2012.

The Seminoles' .363 opponents' field goal percentage in 2012 was the lowest mark by an ACC team since 1960 -- a span of 52 years -- and was the seventh lowest mark in ACC history.

Before joining the Florida State staff, Williams was an assistant coach for seven seasons at Oral Roberts where he assisted the Golden Eagles in achieving an average of 18 wins per season, including 20 or more wins in each of the last three seasons. ORU made appearances in the NCAA Tournament in each of his last two seasons in Tulsa. Oral Roberts finished with a 23-11 record and won the Mid-Continent Conference Tournament championship in 2007. Among its 23 wins during the 2007 season was a victory over third ranked Kansas on the road at Allen Fieldhouse in Lawrence, Kan.

Williams played collegiately at Oklahoma State from 1989-1992. He is the 15th all-time leading

WILLIAMS AND THE NCAA TOURNAMENT

<u>Year</u>	<u>School</u>	<u>Position</u>	<u>Round</u>
1991	Oklahoma State	Player	Sweet 16
1992	Oklahoma State	Player	Sweet 16
1994	Oklahoma State	Student Assistant	Final Four
2006	Oral Roberts	Assistant Coach	First Round
2007	Oral Roberts	Assistant Coach	First Round
2009	Florida State	Assistant Coach	First Round
2010	Florida State	Assistant Coach	First Round
2011	Florida State	Assistant Coach	Sweet 16
2012	Florida State	Assistant Coach	Third Round

COREY WILLIAMS



The Williams Family (L to R): Jourdan (13), Corey Jr. (9), Nicole, and Corey

really aspiring to get a quality education, and Stetson can give them that. I want to make sure we capitalize on that. We want to bring talent that maybe hasn't been seen at Stetson. It creates a great challenge for me, so I'm thrilled. I can't tell you how I feel inside. I've had my tearful moments with my family and close ones. I'm eager and anxious over the reality of having my own program. I'm excited, thrilled, and fired up to get ready to go."

Williams, 43, earned his bachelor's degree in education from Oklahoma State in 2002. He and his wife, Nicole, have two children: Jourdan (13) and Corey, Jr. (9).

scorer in school history with 1,320 career points. During his collegiate playing career he helped lead the Cowboys to consecutive NCAA Tournament Sweet 16 appearances under Coach Eddie Sutton in 1991 and 1992. The Cowboys were ranked 14th in the final Associated Press poll of the 1991 season and 10th in the final coaches' poll following the 1992 season. With Williams in Oklahoma State's line-up for 128 games during his four-year varsity career, the Cowboys ranked as one of the top teams statistically in the nation.

In 1993, as a teammate of Michael Jordan, Williams helped Chicago win its third straight NBA Championship. He also played with the Minnesota Timberwolves during his NBA career. Williams spent the majority of the 1994 season with the Oklahoma City Cavalry of the Continental Basketball Association. He returned to Oklahoma State as a student assistant in 1994 and was a member of the Cowboys' staff during their 1994 Final Four season. Williams played and coached professionally in Taiwan, from 1995-98.

"I think this school has a lot to give as it relates to the recruitment of young men. There are a lot of kids that are

COLLEGE BASKETBALL COACHES ON COREY WILLIAMS

"Corey Williams is an outstanding choice to be the head basketball coach at Stetson University. He is a tremendous person who has worked hard and prepared himself throughout his career to be a head coach. He has been an integral part of our success on the court and in the success of our players in the classroom. Corey is a proven winner at every level of basketball and has been involved in all phases of our program — from recruiting to academics to strength training and on court coaching — and helped us win the 2012 ACC Championship and play in a school record four consecutive NCAA Tournaments. Corey's vast experiences as a basketball player and as a coach on the highest levels throughout his life have given him the skills to not only help student-athletes reach their goals as players, but to become better men, husbands and fathers. We wish Corey and his family nothing but incredible success as they begin this newest journey in their lives."

- **Leonard Hamilton, Florida State University**

"Corey is so full of energy and his ability to communicate has always been a strong point. He is well prepared and so happy to lead his own program. I'm excited for everyone at Stetson. They're going to win and have some fun."

- **Bill Self, Kansas University**

"Corey Williams has the total package. He's a great coach, a tremendous recruiter, and an even better person. Stetson University has made an outstanding hire!"

- **Scott Sutton, Oral Roberts University**

"Corey is a great fit for Stetson University. He is a family man who will provide outstanding leadership for the University and basketball program. Corey has a vibrant personality with infectious enthusiasm. He is a relentless recruiter with a tremendous basketball background."

- **James Dickey, University of Houston**



MIKE JASKULSKI

Assistant Coach

First Season

St. Norbert College, '76

Mike Jaskulski was announced as an assistant coach for the Stetson men's basketball program by head coach Corey Williams on June 20, 2013.

Jaskulski is a 31-year veteran of the basketball coaching profession. Beginning as an assistant coach at then NAIA member Loras College in 1982, Jaskulski has coached at nearly every level before landing in DeLand to coach alongside Williams. After taking over the head coaching position at Loras, and leading the team to five consecutive National Catholic Basketball Tournament Final Fours, Jaskulski moved up to the Division I ranks at Maine.

Helping to turn the Black Bears into one of the premiere teams in what we know now as the America East from 1988-93, Jaskulski then landed at Miami. While with the Canes, from 1993-97, the team recorded three-straight winning seasons, and never finished below fifth in the Big East. It was then that Jaskulski earned his first head coaching gig at the Division I level, taking the reins at Towson. By his final season with the Tigers, Towson had improved its record to 12-17, a win total only matched once by the program since 2001.

Jaskulski took one season away from collegiate basketball to work as an advance scout for the WNBA's New York Liberty. In 2002 he joined the staff at Florida State, where he was a part of bringing in the number one recruiting class in the nation in 2002-03. Over the subsequent three seasons, the Seminoles reached the second round of the NIT twice, which included a 20-10 campaign in 2005-06, the first at FSU since 1996-97.

Moving from Tallahassee to Orlando, Jaskulski continued his storied career at the University of Central Florida as the Knights' Associate Head Coach. While on staff, UCF recorded three consecutive winning seasons spanning 2006-09. The Knights' 22-9 mark in 2006-07 placed them second in Conference USA. After taking over as interim head coach for a couple of months at the end of the 2009-10 season, Jaskulski took a job as an assistant coach at Alabama-Birmingham.

The Blazers won their first ever outright regular season Conference USA Championship with Jaskulski on staff in 2010-11. UAB finished 22-8 and were a 12 seed in the NCAA Tournament. Following the 2011-12 season, Jaskulski tried his hand at coaching overseas as an assistant coach for the Liaoning Leopards of the Chinese Basketball Association. This past season the Leopards reached the playoffs for the first time since 2009 with an overall record of 19-13.

Jaskulski, also a prominent camp director and clinician across the country over the years, has two daughters with his wife Marcia, Katie (22) and Carly (16). He earned his Bachelor of Arts at St. Norbert College in 1976, and his Master of Science at Wisconsin-Milwaukee in 1984.

THE JASKULSKI FILE

Head Coaching Experience

Loras College (1984-88)
Towson (1997-2001)

Assistant Coaching Experience

Loras College (1982-84)
Maine (1988-93)
Miami (1993-97)
Florida State (2002-06)
Central Florida (2006-10)
Alabama-Birmingham (2010-12)
Liaoning Leopards (2012-13)

Scouting Experience

New York Liberty (2001)

Education

B.A., St. Norbert College, 1976
M.S., Wisconsin-Milwaukee, 1984



NIKITA JOHNSON

Assistant Coach

First Season

West Georgia, '89

Nikita Johnson was named an assistant coach for the Stetson men's basketball program on June 20, 2013.

Johnson comes to Stetson with plenty of collegiate coaching experience of his own. Highlighted by a trip to the Final Four with LSU in 2006, Johnson's career spans 32 years, most recently as an assistant at Louisiana Lafayette from 2010-12. In 2011-12 the Ragin' Cajuns posted their first winning season in seven years with Johnson on staff.

Prior to that he was the Associate Head Coach at Louisiana Tech from 2007-10. The Bulldogs made an appearance in the College Insider Tournament in 2009-10 after recording 24 wins, the most for La Tech since 1985. It was during Johnson's three-year stint at LSU that he reached the final four with the Tigers, and the team also added a 2004-05 Co-SEC West Division Championship during the stint.

From 1993 to 2004 Johnson spent time on the staffs of Murray State, Duquesne, Tennessee State, and New Orleans. He got his start in college coaching at Chipola Junior College in 1981. After two seasons at Division II's West Georgia, and two more at Odessa College of the NJCAA, Johnson moved to the Division I ranks at Murray State. The Racers collected two Ohio Valley Conference titles, one NIT appearance, and one NCAA Tournament appearance during his time in Kentucky.

Johnson has coached or recruited over 50 players who went on to play professionally – including current NBA players Glen Davis, Tyrus Thomas, Brandon Bass, Mike James, and Anthony Randolph – worked for six coaches who have received Coach of the Year honors, and was voted a top five assistant coach in the Sun Belt Conference.

A native of Greenwood, Florida, Johnson earned regional, all-county, and all-district honors for Marianna High. He helped his team go 76-10 in three seasons, including a pair of runner-up finishes in the Class AAA state playoffs in 1977 and 1978. Johnson earned his Associate of Arts degree at Chipola Junior College in 1981, and his Bachelor of Arts at West Georgia in 1989. He is married to the former Tonya Ramey of Pittsburg, Pennsylvania.

THE JOHNSON FILE

Assistant Coaching Experience

Chipola JC (1981-87, 89-91)

West Georgia (1987-89)

Odessa College (1991-93)

Murray State (1993-95)

Duquesne (1995-98)

Tennessee State (1998)

New Orleans (1998-2004)

Louisiana State (2004-07)

Louisiana Tech (2007-10)

Louisiana (2010-12)

Education

A.A., Chipola JC, 1981

B.A., West Georgia, 1989



BERT CAPEL

Assistant Coach

First Season

Evangel, '05

Bert Capel was announced as an assistant coach for the Stetson men's basketball program on June 20, 2013.

Capel joins the Hatter family after serving as an assistant coach at Jacksonville College in Texas in 2012-13. Prior to joining the Jaguars staff, Capel was the recruiting assistant at Florida State in 2011-12, and a graduate manager from 2009-11. Working with Corey Williams and the Seminoles, Capel played a role in everything from scouting reports to individual workouts. During his time at Florida State, Capel was a part of the school's first ever ACC Championship, the 'Noles reached the NCAA Tournament three times, and once made it to the Sweet 16.

Capel began his coaching career at his alma mater, Evangel University in Missouri. From 2006-09 the team posted three-straight 20-win seasons, two national tournament appearances, and was consistently ranked in the top 25 of the NAIA. As a player at Evangel, Capel was a member of the Crusaders' national championship team that finished 35-1 and was ranked #1 throughout the entire year.

A graduate of Heritage Academy in Florence, Ky., Capel was inducted into the Northern Kentucky Sports Hall of Fame in 2012 for his accomplishments in both basketball and baseball. He earned his Bachelor of Science from Evangel in 2005, a Master of Arts at Evangel in 2008, and a Master of Science at Florida State in 2011. Capel and his wife, Stacy, have two daughters, Myla (2) and Kinzli (4 months).



THE CAPEL FILE

Assistant Coaching Experience

Evangel (2006-09)

Jacksonville College (2012-13)

Recruiting Experience

Florida State (2009-12)

Education

B.S., Evangel, 2005

M.A., Evangel, 2008

M.S., Florida State, 2011



KEVIN DUX

Director of Operations

First Season

Coe College, '09

Kevin Dux was announced as the Director of Basketball Operations for the Stetson men's basketball program in August of 2013.

Dux joined the Hatters after a two-year stint as a graduate assistant with the Florida State men's basketball program, where he worked closely with Stetson head coach Corey Williams and assistant coach Bert Capel.

Dux earned a Master of Science degree in Sport Management at Florida State while assisting the Seminoles basketball program for two seasons. At FSU he was responsible for tracking the academic progression of the student-athletes, assisting with film breakdown and scouting reports, helping coaches with recruiting visits, and supervising five undergraduate managers.

A four-year letterwinner at Coe College in Iowa, Dux earned All-Iowa Conference, Academic All-Iowa Conference, ESPN the Magazine Academic All-District, and NABC Honors Court accolades as a student-athlete.

After graduating with a Bachelor of Arts degree from Coe College in 2009, Dux stayed at his alma mater as an assistant coach for two seasons.

Dux is also a veteran of Leonard Hamilton's Florida State Basketball Camp, where he worked as an Assistant Camp Director. There he was responsible for all administrative camp functions, executing an effective marketing campaign for the event, as well as the hiring and monitoring of camp staff.



ADAM DEIMLING

Athletic Trainer

Fifth Season

Central Michigan, '07

A native of Hartland, Michigan, Adam Deimling is in his fifth year as an assistant athletic trainer at Stetson University in 2013-14. He works primarily with men's basketball and men's soccer.

Deimling graduated from Central Michigan University in 2007 with a bachelor's degree in Athletic Training. While at CMU, Deimling worked with men's basketball, volleyball, track & field, and softball.

Deimling graduated from Auburn University in 2009 with a Master's degree in Higher Education and a minor in Sports Management. While at AU, he worked with the men's and women's swimming and diving teams.

Deimling is a member of the National Athletic Trainers' Association and the Southeast Athletic Trainers' Association.

TEAM MANAGERS

Fred Brown - Freshman (First Season)

J.C. Harvey - Freshman (First Season)

Billy Moffitt - Freshman (First Season)

Chad Vincent - Sophomore (First Season)



AARON GRAHAM

Guard • Senior

6-4 • 175

Miramar, Fla.

Westminster Academy

11



Career

Aaron Graham has two of the top four single seasons for three-pointers made in Stetson history. His 68 threes as a sophomore are the second most ever, while his 66 treys as a junior are tied for the third most in program history. For his career, Graham has recorded 166 three-pointers, which is the fourth most all-time. With 15 more makes from beyond the arc, he would become the all-time three-point leader in Stetson history.

2012-13 (Junior)

Played in 30 of 31 games, starting two as a junior. Was third on the team with 11.2 points per game (21st in A-Sun). Also led the Hatters with 66 three-pointers made (8th in A-Sun) and an 80.2 free throw percentage (4th in A-Sun). His 66 treys tied for the third most three-pointers in a single-season in Stetson history. He also added 3.6 rebounds per game, was tied for third on the team with 61 assists, and was second on the squad with 26 steals. Scored a season high 24 points against Kennesaw State (2/28), and grabbed a season-best eight rebounds at North Florida (2/2). Made three or more three-pointers 14 times on the season, including two games with five from beyond the arc. Scored in double figures 17 times, and totaled 20 or more points twice.

2011-2012 (Sophomore)

Averaged 12.7 points per game and

averaged over 28 minutes per game. Ranked 10th overall in the league in scoring (12.7) and ninth in league play (14.0). Was eighth in league play in 3-pointers made (68). Was third in the league in free-throw percentage (.778) and also ranked in top 15 in steals and 3-point percentage. Scored in double-figures 19 times, including 14 times in A-Sun play. Was named to the UCF Holiday Classic All-Tournament team.

2010-11 (Redshirt Freshman)

Saw action in 30 games, 16 as a starter. Scored in double figures seven times, including a season-high 20-point effort at North Florida (12/4). Averaged 6.1 points, 2.3 rebounds and 1.2 assists per game while playing an average of 19.9 minutes per outing. Connected on 32-of-89 three-point attempts for 36 percent. Connected on 78.3 percent of his free throw attempts. Played a season-high 36 minutes at Florida Gulf Coast, scoring 17 points against the Eagles (2/21).

2009-10 (Redshirt)

Sat out the 2009-10 season as a redshirt.

High School

Graduated from Westminster Academy in Ft. Lauderdale, Florida. Played basketball under Coach Ehrin Walhoff. His senior season the team finished in first place in district. Averaged 20 points, five assists and six rebounds per game. Named First Team All-SACC Conference and Second

Team All-County. Played in the Broward vs. Miami All-Star game.

Personal

Born October 21, 1991, in Queens, New York. Son of Sandra Polson of Miramar, Florida... Majoring in Sports Management at Stetson.

GRAHAM'S CAREER STATISTICS

Season	GP-GS	Min/Avg.	FG-FGA	FG%	3FG-3FGA	3FG%	FT-FTA	FT%	Reb	PF	Ast	TO	Blk	Stl	Pts	Avg
2010-11	30-16	597/19.9	58-157	.369	32-89	.360	36-46	.783	69	53	35	52	5	29	184	6.1
2011-12	29-29	830/28.6	112-288	.389	68-190	.358	77-99	.778	124	82	73	79	6	39	369	12.7
2012-13	30-2	815/27.2	101-281	.359	66-200	.330	69-86	.802	108	58	61	64	2	26	337	11.2
Total	89-47	2242/25.2	271-726	.373	166-479	.347	182-231	.788	301	193	169	195	13	94	890	10.0

GRAHAM'S CAREER HIGHS


Pts	26	James Madison	12/30/11
FG	9	James Madison	12/30/11
FGA	17 (2x)	last: Lipscomb	1/16/12
3FG	5 (7x)	last: ETSU	2/9/13
3FGA	12	Lipscomb	1/16/12
FT	9 (3x)	last: FGCU	2/17/12
FTA	13	FGCU	2/17/12
Reb	10	Bethune-Cookman	11/11/11
Ast	7	ETSU	12/1/11
TO	7	Charleston Southern	11/21/11
Blk	2 (2x)	last: Lipscomb	1/16/12
Stl	4 (2x)	last: at FAU	12/18/12



GRAHAM'S 2012-13 GAME-BY-GAME

Opponent	min.	fg	3fg	ft	reb.	ast.	to	blk	stl	pts
at Miami	28	7-13	5-9	2-2	1	1	1	0	2	21
Florida A&M	26*	5-11	3-8	3-4	2	2	1	0	3	16
Southeastern	25	5-13	1-6	2-2	5	2	1	0	1	13
USF	28	5-14	2-9	3-4	7	2	2	0	0	15
at B-CU	24	3-9	3-9	3-4	4	4	4	0	1	12
FAU	28	1-7	1-5	1-2	4	1	3	0	0	4
FIU	26	2-11	0-3	3-3	2	4	3	0	2	7
at Richmond	23	2-12	1-8	4-5	2	2	2	0	1	9
at FAU	32	5-14	3-8	3-4	2	2	2	0	4	16
at UCF	31	6-12	4-9	2-2	4	2	1	0	1	18
at Mercer	26	5-12	4-9	3-4	4	2	2	0	1	17
at Kennesaw	28	6-8	3-4	0-1	4	3	5	0	0	15
UNF	28	4-8	4-7	2-2	2	0	5	1	0	14
J'ville	20	3-7	1-3	2-5	3	2	1	0	0	9
at ETSU	38*	4-11	3-9	2-3	1	5	2	0	0	13
at Upstate	31	3-7	1-4	1-2	4	2	2	1	1	8
NKU	29	5-11	3-9	0-0	5	2	3	0	0	13
Lipscomb	32	4-11	4-10	4-4	5	3	0	0	1	16
at FGCU	24	2-7	1-4	0-1	1	2	1	0	0	5
at J'ville	24	1-7	0-5	0-0	4	3	2	0	0	2
at UNF	28	1-4	1-4	5-6	8	0	0	0	1	8
Upstate	26	3-7	3-6	0-0	3	2	3	0	0	9
ETSU	29	5-11	5-10	0-0	4	1	4	0	1	15
at Lipscomb	30	2-10	1-8	6-7	2	2	2	0	3	11
at NKU	27	1-7	1-6	2-2	4	2	1	0	0	5
FGCU	17	0-6	0-5	1-2	3	1	3	0	0	1
Kennesaw	31	6-12	4-6	8-8	6	4	1	0	0	24
Mercer	25	3-6	2-5	4-4	3	2	3	0	1	12
vs. ETSU	28	1-7	1-7	2-2	3	1	1	0	2	5
vs. FGCU	23	1-6	1-5	1-1	6	0	3	0	0	4





WILLIE GREEN

Forward • Senior

6-6 • 210

Orlando, Fla.

Olympia High School

3



Career

Willie Green's 79 blocked shots in just two seasons at Stetson rank him eighth all-time in program history for career blocks. Three more blocked shots will move Green into seventh place, while 21 more will make him just the sixth player in Hatter history to record 100 blocks in a career.

2012-13 (Junior)

Played in and started all 31 games in his second season with the Hatters. Led Stetson with 6.6 rebounds per game (7th in A-Sun), 54.1 field goal percentage (4th in A-Sun), and 41 blocks (3rd in A-Sun). His 41 blocks marked the eighth best total in a single season at Stetson. Added 8.3 points per game, which was fifth on the team, and 61 assists, which tied for third most amongst the Hatters. Tied a career high with 17 points at North Florida (2/2). Scored in double figures 11 times, and grabbed double digit rebounds six times. Finished the year with three double-doubles, including a 13-point, career-best 13-rebound performance against ETSU in an A-Sun Quarterfinal victory (3/7). Tallied three or more blocks five times, which included a four-block outing at Jacksonville (1/31).

2011-2012 (Sophomore)

Appeared in all 29 games and averaged 7.3 points per game. Led the team in blocked shots with 39, which was tied for the eight best total in a single season at Stetson at the time. Had a double-double against North Florida (1/09). Was in double figures in scoring nine times. Fifth

overall in the A-Sun in blocked shots per game (1.3) and fourth in league play (1.2). Finished ninth in league play in free throw percentage of 72.2 percent.

2010-11 (Freshman)

Played in 32 games at Daytona State College, averaging 5.3 points and 2.9 rebounds per game. Connected on 72-of-142 attempts from the field and 26-of-38 from the free throw line. Grabbed 92 rebounds, averaging 2.9 per game. Recorded 43 blocked shots, averaging 1.3 per game.

2009-10 (Redshirt)

Sat out as a redshirt at Western Kentucky University.

High School

A four-year starter for coach Mark Griseck at Olympia High School in Orlando. As a senior, averaged 12.1 points, 7.2 rebounds, and 3.4 blocks per game. Finished his scholastic career with over 1,000 points, 750 rebounds, and 400 blocks. Ranks as the all-time leader in Olympia High history in rebounds and blocked shots. In leading the nationally-ranked Titans to a 29-5 record and a runner-up finish in the Florida 6A State Tournament, Green earned All-Metro, All-Conference, and All-State Honorable Mention for Class 6A in Florida. The Orlando Sentinel named him All-Central Florida while he was also a McDonald's All-American nomi



nee. Graduated with a 4.2 GPA.

Personal

Full name is William Jerald Green III. Was born on August 28, 1991, in Orlando. Is the son of William Green, Jr., and Shanelle Williams. Has one brother, Niko Green (13), and one sister, Jasmine Green (10). Chose to attend Stetson because of the great academic programs. Majoring in Sports Management.

GREEN'S CAREER STATISTICS

Season	GP-GS	Min/Avg.	FG-FGA	FG%	3FG-3FGA	3FG%	FT-FTA	FT%	Reb	PF	Ast	TO	Blk	Stl	Pts	Avg
2011-12	29-0	641/22.1	81-157	.516	3-16	.188	47-72	.653	134	46	38	41	39	10	212	7.3
2012-13	31-31	840/27.1	98-181	.541	7-27	.259	55-85	.647	206	66	61	62	41	15	258	8.3
Total	60-31	1481/24.7	179-338	.530	10-43	.233	102-157	.650	340	112	99	103	80	25	470	7.8


GREEN'S CAREER HIGHS

Pts	17 (3x)	last: at North Florida	2/2/13
FG	7 (2x)	last: at North Florida	2/2/13
FGA	12	USF	11/26/12
3FG	2	North Florida	1/5/13
3FGA	3	North Florida	1/5/13
FT	7	Lipscomb	2/11/12
FTA	10	at USC Upstate	1/12/13
Reb	13	vs. ETSU	3/7/13
Ast	5 (2x)	last: USC Upstate	2/7/13
TO	5 (2x)	last: FGCU	2/22/13
Blk	4	at Jacksonville	1/31/13
Stl	2	Kennesaw State	2/28/13



GREEN'S 2012-13 GAME-BY-GAME

Opponent	min.	fg	3fg	ft	reb.	ast.	to	blk	stl	pts
at Miami	20	3-6	0-1	3-5	4	4	2	0	0	9
Florida A&M	22	4-7	1-2	0-0	6	2	1	1	1	9
Southeastern	28	2-5	1-1	2-2	5	3	3	2	0	7
USF	34	5-12	0-2	1-2	6	2	1	2	0	11
at VCU	31	1-7	0-1	2-4	8	0	2	1	0	4
at B-CU	29	4-7	0-2	0-0	4	2	0	1	0	8
FAU	29	2-5	0-1	0-0	10	2	5	2	1	4
FIU	25	5-6	0-0	2-3	8	3	4	0	0	12
at Richmond	27	4-5	0-0	1-2	6	0	4	1	1	9
at FAU	26	2-3	0-0	0-0	1	0	2	0	1	4
at UCF	28	4-5	1-1	1-2	6	3	2	0	0	10
at Mercer	29	1-6	0-1	3-4	6	1	0	3	1	5
at Kennesaw	27	0-0	0-0	3-4	5	5	0	1	0	3
UNF	26	6-8	2-3	2-2	3	0	4	1	1	16
JU	24	4-8	1-2	2-4	11	4	1	0	1	11
at ETSU	27	1-2	0-0	4-6	5	4	1	2	0	6
at Upstate	25	2-5	0-1	6-10	6	3	0	0	1	10
NKU	24	2-3	0-1	0-0	7	0	4	2	1	4
Lipscomb	19	4-4	0-0	2-2	2	2	3	1	0	10
at FGCU	27	3-4	0-1	2-2	4	2	0	0	1	8
at JU	29	3-7	0-2	0-1	9	2	1	4	0	9
at UNF	32	7-11	0-0	3-6	11	0	2	1	0	17
Upstate	28	4-6	0-1	3-5	9	5	3	1	1	11
ETSU	32	2-7	0-0	1-1	11	2	3	1	0	5
at Lipscomb	24	4-8	0-1	0-0	11	1	1	1	0	8
at NKU	28	3-6	0-1	0-0	8	2	1	1	0	6
FGCU	33	5-6	1-1	4-5	5	3	5	2	1	15
Kennesaw	21	1-3	0-0	0-0	2	4	1	3	2	2
Mercer	26	2-2	0-0	4-4	6	0	1	3	0	8
vs ETSU	28	5-8	0-0	3-6	13	0	2	3	0	13
vs FGCU	31	3-9	0-1	1-3	8	0	3	1	1	7





HUNTER MILLER

10

Guard • Senior

6-1 • 180

Nashville, Tenn.

Christ Pres. Acad.



2012-13 (Junior)

Named to the Atlantic Sun Academic All-Conference Team for his performance on and off the court. Played in all 31 games, starting 23 at point guard in his first season of competition with the Hatters. Was second on the team with 88 assists (8th in A-Sun), third on the team with 25 steals, and second on the team with a 40.9 three-point percentage. He also added 3.4 points and 2.5 rebounds per game, while shooting 70.6 percent from the free throw line. Scored a career best 12 points, and added five assists in his first start at Stetson (12/9). Recorded five games with five or more assists, including an eight helper contest against North Florida (1/5). Shot an astounding 58.3 percent from three-point range during 18 conference games.

2011-2012 (Redshirt)

Sat out as a NCAA Division I Transfer.

2010-11 (Sophomore)

Saw action in 30 games, one as a starter for FGCU. Averaged 11.1 minutes per game, scoring 2.2 points per outing. Connected on 19-of-56 (.339) from the field, including 10-of-25 (.400) from three-point range. Grabbed a total of 35 rebounds, averaging 1.2 per outing. Had 34 assists and 10 steals.

2009-10 (Freshman)

Played in all 29 games at FGCU, making seven straight starts to end the year. Aver-

aged 3.6 points, 2.3 assists and 1.3 rebounds per game. Ranked second on the team with 67 assists and 28 steals. Played 16.6 minutes per game, highlighted by 13 games of 20-plus minutes. Passed out a team season-high 10 assists at Kennesaw State (1/30). One of eight Atlantic Sun players to reach double-digit assists in a game. Produced eight games of four or more assists. Made 10 three-pointers. Led the team in assists 10 times. Had a season-high four steals twice and six games with multi-thefts.

High School

A four-year starter and three-time captain at Christ Presbyterian Academy (CPA). Finished his career with 2,092 points, establishing a new CPA career scoring record and is the only player in school history to eclipse the 2,000-point mark. Set new career school records for assists with 504, three-pointers made with 236 and free throws made with 438. Averaged 16.4 points, 3.9 assists and 2.1 steals per game over his high school career while shooting 47 percent. Was named to the All-District and All-Region teams three straight years during which he was also voted the District MVP, as well as the District Tournament MVP. Selected and competed in the Tennessee Athletic Coaches Association East/West All-Star game following his senior year. Led the state of Tennessee in three pointers with 102, also establishing the single-season record for CPA. Had his single-game career-high as

a junior when he scored 46 points. Led CPA to a 31-4 record and the school's first trip to the TSSAA 2A State Tournament in his junior season. Broke the Tennessee state game scoring record for a freshman in a varsity game with 44 points against conference rival Ezell Harding.

Personal

Son of Frank and Kelli Miller. Was born on Nov. 29, 1990. His uncle (Mark Miller) played basketball at UCF. His sister, Logan, played basketball at Sewanee. Majoring in Business Administration.

MILLER'S CAREER STATISTICS

Season	GP-GS	Min/Avg.	FG-FGA	FG%	3FG-3FGA	3FG%	FT-FTA	FT%	Reb	PF	Ast	TO	Blk	Stl	Pts	Avg
2009-10	29-7	481/16.6	36-129	.279	10-49	.204	21-32	.656	38	48	67	67	0	28	103	3.6
2010-11	30-1	334/11.1	19-56	.339	10-25	.400	18-29	.621	35	31	34	34	1	10	66	2.2
2012-13	31-23	675/21.8	32-76	.421	18-44	.409	24-34	.706	78	60	88	55	0	25	106	3.4
Total	90-31	1490/16.6	87-261	.333	38-118	.322	63-95	.663	151	139	189	156	1	63	275	3.1

MILLER'S CAREER HIGHS

Pts	12	FIU	12/9/12
FG	5	FIU	12/9/12
FGA	10	at Prairie View (FGCU)	11/19/09
3FG	3 (2x)	last: at NKU	2/16/13
3FGA	5	FIU	12/9/12
FT	5	Lipscomb (FGCU)	2/18/10
FTA	8	Lipscomb (FGCU)	2/18/10
Reb	6	vs. ETSU	3/7/13
Ast	10	at Kennesaw (FGCU)	1/30/10
TO	8	ETSU (FGCU)	2/4/10
Blk	3	at WKU (FGCU)	2/14/11
Stl	4 (3x)	last: NKU	1/17/13



MILLER'S 2012-13 GAME-BY-GAME

Opponent	min.	fg	3fg	ft	reb.	ast.	to	blk	stl	pts
at Miami	17	0-2	0-2	0-0	3	4	1	0	0	0
Florida A&M	14	2-3	0-1	0-0	0	1	1	0	1	4
Southeastern	16	1-3	1-2	0-0	4	0	1	0	0	3
USF	10	0-0	0-0	1-2	1	1	1	0	1	1
at VCU	21	0-4	0-2	2-2	5	3	4	0	1	2
at B-CU	14	1-3	1-3	0-0	2	2	1	0	0	3
FAU	11	0-1	0-0	0-0	0	1	0	0	1	0
FIU	31	5-8	2-5	0-1	4	5	2	0	2	12
at Richmond	23	1-3	0-1	0-0	5	1	2	0	0	2
at FAU	18	0-0	0-0	0-0	3	3	0	0	0	0
at UCF	19	0-2	0-1	0-0	2	3	2	0	3	0
at Mercer	28	0-1	0-0	0-1	2	2	2	0	0	0
at Kennesaw	17	1-2	1-2	0-0	1	2	3	0	1	3
UNF	24	0-0	0-0	0-0	1	8	1	0	0	0
JU	23	2-5	0-0	2-3	2	2	2	0	1	6
at ETSU	20	0-1	0-0	2-3	2	3	1	0	1	2
at Upstate	24	2-4	1-3	1-2	2	3	4	0	1	6
NKU	32	2-3	1-2	0-0	3	5	2	0	4	5
Lipscomb	26	0-0	0-0	2-2	2	3	2	0	0	2
at FGCU	21	0-1	0-1	0-0	0	2	3	0	1	0
at JU	24	2-3	1-1	1-2	3	3	1	0	0	6
at UNF	23	1-3	1-2	0-1	3	1	1	0	0	3
Upstate	24	2-5	2-3	0-0	2	3	5	0	0	6
ETSU	27	2-3	1-2	0-0	1	3	1	0	2	5
at Lipscomb	20	0-1	0-1	2-2	1	1	2	0	0	2
at NKU	29	3-4	3-3	0-0	5	5	1	0	0	9
FGCU	27	1-1	1-1	3-4	3	4	2	0	1	6
Kennesaw	27	1-2	0-1	4-5	3	3	2	0	2	6
Mercer	18	3-4	2-2	0-0	5	1	3	0	1	8
vs ETSU	24	0-1	0-1	2-2	6	4	2	0	1	2
vs FGCU	23	0-3	0-2	2-2	2	6	0	0	0	2





RAYMONE ANDREWS

1

Guard • Senior

6-2 • 180

Hammond, La.

St. Thomas Aquinas



2011-12 (Junior)

Played in 30 games, starting 28 at point guard for Louisiana. Averaged 6.3 points, 2.0 rebounds, and 2.2 assists in 25.3 minutes per game for the Ragin' Cajuns. Also shot 34.9 percent from beyond the arc and 72.9 percent from the free throw line as a junior. Recorded a 1.7 assist-to-turnover ratio. Made a career-best four three-pointers against Arkansas State. Earned Sun Belt Academic All-Conference honors.

2010-11 (Sophomore)

Appeared in 25 games, starting 22 at Louisiana. Averaged 5.9 points, 2.6 rebounds and 2.6 assists in 28.6 minutes per game. Also shot 37.8 percent from three-point range, and averaged 1.2 steals per contest. Recorded a career-best six assists four times.

2009-10 (Freshman)

Played in 25 games and started 18 as a freshman at Louisiana. Averaged 3.2 points, 1.9 rebounds, and 1.4 assists in 21.9 minutes per game. Added 1.1 steals per game and shot 40.0 percent from the floor. Scored a career-high 17 points against ULM. Earned Sun Belt Academic All-Conference honors.

High School

Was a four-year starter at St. Thomas Aquinas Catholic High School. Led the Falcons to the Louisiana Basketball Class 2A state championship in 2007

and 2008. Named Class 2A First Team All-State in 2008 and 2009, and was a Second Team selection in 2007. Earned Louisiana High School Basketball Coaches Association first team honors in 2009. Was also a four-year starter at quarterback and safety, garnering Class 2A All-State accolades in 2008 and 2009 for the St. Thomas Aquinas football team.

Personal

Born Raymone Valez Andrews, Jr. Son of Raymone Andrews, Sr., and Tina Roper. Step-son of Christopher Reed. Has two siblings; brother Cace Reed (7), and sister Cadyn Reed (11).

ANDREWS' CAREER HIGHS

Pts	17	at ULM	1/30/10
FG	6 (2x)	last: at MTSU	1/7/12
FGA	11	at Lamar	12/3/11
3FG	4	Arkansas State	2/11/12
3FGA	7	at Lamar	12/3/11
FT	11	at ULM	1/30/10
FTA	14	at ULM	1/30/10
Reb	7	at WKU	1/5/12
Ast	6 (4x)	last: vs. WKU	3/6/11
TO	7	at UCF	12/15/10
Blk	2 (5x)	last: South Alabama	1/12/12
Stl	4 (4x)	last: at Duquesne	11/26/11

ANDREWS' CAREER STATISTICS

Season	GP-GS	Min/Avg.	FG-FGA	FG%	3FG-3FGA	3FG%	FT-FTA	FT%	Reb	PF	Ast	TO	Blk	Stl	Pts	Avg
2009-10	25-18	548/21.9	26-65	.400	1-4	.250	27-42	.643	48	50	36	13	5	28	80	3.2
2010-11	25-22	715/28.6	39-111	.351	14-37	.378	56-82	.683	64	76	66	56	9	29	148	5.9
2011-12	30-28	759/25.3	55-149	.369	29-83	.349	51-70	.729	59	86	67	40	7	26	190	6.3
Total	90-31	1490/16.6	87-261	.333	38-118	.322	63-95	.663	151	139	189	156	1	63	275	3.1



KYLE SIKORA

40

Center • Junior

7-0 • 255

Key Largo, Fla.

Florida Christian HS

2012-13 (Sophomore)

Sat out the season due to NCAA transfer rules.

2011-2012 (Redshirt Freshman)

Appeared in 33 games for Oakland, starting 16. Averaged almost ten minutes per game. Averaged 1.5 points and 1.8 rebounds per game. Had season-highs in points (9) and rebounds (6) in a game against South Dakota (12/1).

2010-2011 (Redshirt)

Sat out the season at Oakland University as a redshirt.

High School

Four-year letterwinner in basketball at Florida Christian (2010) and Coral Shores High School (2007-09). Named MVP in

freshman, sophomore and junior seasons. Was the MVP of of the Clearwater Christian College Tournament as a senior. He played his AAU ball for Gold Coast, Florida Ballers and Miami Shottas. Also lettered in track for two seasons in hurdles, discus and the mile run.

Personal

Son of Andrew and Kim Sikora. Dad played basketball for two seasons at Southern Connecticut State. Has a younger brother, Wyatt. Majoring in Finance.




SIKORA'S CAREER HIGHS

Pts	9	South Dakota (OU)	12/1/11
FG	4	South Dakota (OU)	12/1/11
FGA	5	South Dakota (OU)	12/1/11
3FG	-		
3FGA	-		
FT	2 (2x)	last: at Utah State (OU)	3/25/12
FTA	3 (2x)	last: at NDSU (OU)	12/28/11
Reb	6 (2x)	last: IPFW (OU)	2/11/12
Ast	1	Buffalo (OU)	3/17/12
TO	2 (2x)	last: at NDSU (OU)	12/28/11
Blk	4 (2x)	last: IPFW (OU)	2/11/12
Stl	1	at South Dakota (OU)	2/25/12

SIKORA'S CAREER STATISTICS

Season	GP-GS	Min/Avg.	FG-FGA	FG%	3FG-3FGA	3FG%	FT-FTA	FT%	Reb	PF	Ast	TO	Blk	Stl	Pts	Avg
2011-12	33-16	322/9.8	19-30	.633	0-0	.000	13-28	.464	61	42	1	13	23	1	51	1.5
Total	33-16	322/9.8	19-30	.633	0-0	.000	13-28	.464	61	42	1	13	23	1	51	1.5



KENTWAN SMITH

2

Forward • Junior

6-8 • 205

Freeport, Bahamas

Piney Woods HS



2012-13 (Sophomore)

Played in 33 games, starting 21 at Otero Junior College in Colorado. Averaged 10.4 points, 5.2 rebounds, and 2.1 assists per game. Shot 51.8 percent from the floor and 34.3 percent from beyond the arc.

2011-12 (Freshman)

Played in 28 games as a freshman at Louisiana. Averaged 2.2 points and 1.7 rebounds in 7.4 minutes per game. Shot 44.6 percent from the floor, while adding nine blocks and seven steals with the Ragin' Cajuns.

High School

Played at Piney Woods High in Mississippi. Was rated as the 12th best recruit of the 2011 class from Mississippi by Hoop Scoop. Led Piney

Woods to Mississippi Class 2A state championship as a senior. Averaged 15.9 points and 10.1 rebounds per game as a junior, and 14 points and seven rebounds per game as a senior. Earned Second Team All-Metro honors by the Clarion-Ledger.

Personal

Born Kentwan Kenneth Smith. Son of Debbie and Kenneth Smith.

SMITH'S CAREER HIGHS

Pts	12	Dillard	12/12/11
FG	5	Dillard	12/12/11
FGA	7 (2x)	last: Dillard	12/12/11
3FG	1 (3x)	last: at MTSU	1/7/12
3FGA	2	Nicholls State	11/20/11
FT	3	at WKU	1/5/12
FTA	4	Dillard	12/12/11
Reb	10	Dillard	12/12/11
Ast	3	Dillard	12/12/11
TO	3	at MTSU	1/7/12
Blk	2 (2x)	last: at Robert Morris	12/17/11
Stl	1 (8x)	last: at Denver	2/16/12

SMITH'S CAREER STATISTICS

Season	GP-GS	Min/Avg.	FG-FGA	FG%	3FG-3FGA	3FG%	FT-FTA	FT%	Reb	PF	Ast	TO	Blk	Stl	Pts	Avg
2011-12	28-0	207/7.4	25-56	.446	3-11	.273	9-15	.600	47	18	9	13	9	7	62	2.2
Total	28-0	207/7.4	25-56	.446	3-11	.273	9-15	.600	47	18	9	13	9	7	62	2.2



TANNER PLEMMONS

22

Guard • Sophomore

6-2 • 190

Franklin, N.C.

Rabun County HS



2012-13 (Freshman)

Played in 20 games, averaging 3.5 minutes per game in his first season at Stetson. Led the Hatters with a 44.0 three-point shooting percentage, and was 46.7 percent from the field as a freshman. Scored 39 points on 11 three-pointers. Recorded a season-best six points four times, and dished out a season high two assists at Florida Gulf Coast (1/25).

High School

Played shooting guard at Rabun County (Ga.) HS. Named to three Georgia Athletic Coaches Association All-State Teams from 2009 to 2012. Played in Georgia's North-South Senior All-State Game. Finished as Georgia High School fourth all-time leading scorer with 2,473 career points. Holds the Georgia state record for most three-point field goals made in a career with 406. Averaged 23 points during his junior season while hitting 42 percent from three point range. Averaged 19.1 points per game during his senior season. Shot 40 percent from the field and 88 percent from the free throw line during his senior season. Also a member of the track team. Named 2011 Wendy's High School Heisman Winner for Georgia.

Personal

Full name is Tanner Ryan Plemmons. Son of Doug and Cheryl Plemmons. Has one sister; Megan (25). Majoring in Environmental Science.

PLEMMONS' CAREER STATISTICS

Season	GP-GS	Min/Avg.	FG-FGA	FG%	3FG-3FGA	3FG%	FT-FTA	FT%	Reb	PF	Ast	TO	Blk	Stl	Pts	Avg
2012-13	20-0	69/3.5	14-30	.467	11-25	.440	0-0	.000	1	3	4	4	1	2	39	2.0
Total	20-0	69/3.5	14-30	.467	11-25	.440	0-0	.000	1	3	4	4	1	2	39	2.0

TANNER PLEMMONS


PLEMMONS' CAREER HIGHS

Pts	6 (4x)	last: Kennesaw	2/28/13
FG	2 (5x)	last: Kennesaw	2/28/13
FGA	4	ETSU	2/9/13
3FG	2 (4x)	last: Kennesaw	2/28/13
3FGA	4	ETSU	2/9/13
FT	-		
FTA	-		
Reb	1	at ETSU	1/10/13
Ast	2	at FGCU	1/25/13
TO	1 (4x)	last: at Jacksonville	1/31/13
Blk	1	at Jacksonville	1/31/13
Stl	1 (2x)	last: ETSU	2/9/13



PLEMMONS' 2012-13 GAME-BY-GAME

Opponent	min.	fg	3fg	ft	reb.	ast.	to	blk	stl	pts
Southeastern	2	0-1	0-1	0-0	0	0	0	0	0	0
at VCU	5	2-2	0-0	0-0	0	0	0	0	0	4
at B-CU	4	1-1	1-1	0-0	0	0	1	0	0	3
at Richmond	3	1-2	1-2	0-0	0	0	1	0	0	3
at UCF	1	0-1	0-1	0-0	0	0	0	0	0	0
UNF	6	0-2	0-2	0-0	0	0	0	0	0	0
JU	1	0-0	0-0	0	0	0	0	0	0	0
at ETSU	4	2-3	2-3	0-0	1	0	0	0	1	6
at Upstate	2	0-1	0-1	0-0	0	0	0	0	0	0
Northern Ky.	1	0-0	0-0	0-0	0	0	0	0	0	0
at FGCU	13	2-3	2-3	0-0	0	2	1	0	0	6
at JU	3	0-2	0-2	0-0	0	1	1	1	0	0
at UNF	1	0-1	0-0	0-0	0	0	0	0	0	0
Upstate	4	1-2	1-2	0-0	0	0	0	0	0	3
ETSU	6	2-4	2-4	0-0	0	1	0	0	1	6
at Lipscomb	4	0-2	0-1	0-0	0	0	0	0	0	0
Kennesaw	4	2-2	2-2	0-0	0	0	0	0	0	6
Mercer	1	0-0	0-0	0-0	0	0	0	0	0	0
vs ETSU	3	1-1	0-0	0-0	0	0	0	0	0	2
vs FGCU	1	0-0	0-0	0-0	0	0	0	0	0	0





LEKE SOLANKE

23

Forward • Sophomore

6-6 • 215

Abeokuta, Nigeria

Marquette Catholic HS



2012-13 (Freshman)

Played in 27 games, averaging 4.3 minutes per game in his first season in DeLand. Was tied for third on the team with nine blocks on the season. Grabbed a season-best three rebounds at Northern Kentucky (2/16). Tallied two blocks in a single game three times.

High School

Only one year at Marquette Catholic High School in Valparaiso, Indiana. Averaged 7.3 rebounds per game. Impressed recruiters with his athleticism and ability to learn quickly. Has a measured vertical leap of 40 inches.

Personal

Originally from Abeokuta, Nigeria. Did not start playing basketball until age of 12. Has an older brother, Olu-mide, who is a seven-footer. Majoring in Communication and Media Studies.



SOLANKE'S CAREER STATISTICS

Season	GP-GS	Min/Avg.	FG-FGA	FG%	3FG-3FGA	3FG%	FT-FTA	FT%	Reb	PF	Ast	TO	Blk	Stl	Pts	Avg
2012-13	27-0	117/4.3	5-13	.385	0-3	.000	3-6	.500	17	23	5	6	9	1	13	0.5
Total	27-0	117/4.3	5-13	.385	0-3	.000	3-6	.500	17	23	5	6	9	1	13	0.5

SOLANKE'S CAREER HIGHS

Pts	3	at Richmond	12/15/12
FG	1 (5x)	last: North Florida	1/5/13
FGA	3	Southeastern	11/19/12
3FG	-		
3FGA	1 (3x)	last: at NKU	2/16/13
FT	2	at VCU	11/28/12
FTA	5	at VCU	11/28/12
Reb	3	at NKU	2/16/13
Ast	2	at Florida Gulf Coast	1/25/13
TO	1 (6x)	last: vs. ETSU	3/7/13
Blk	2 (3x)	last: at NKU	2/16/13
Stl	1	Kennesaw State	2/28/13



SOLANKE'S 2012-13 GAME-BY-GAME

Opponent	min.	fg	3fg	ft	reb.	ast.	to	blk	stl	pts
at Miami	3	0-0	0-0	0-0	1	0	0	0	0	0
Florida A&M	6	1-1	0-0	0-0	1	0	0	0	0	2
Southeastern	9	1-3	0-0	0-0	2	0	1	2	0	2
USF	6	0-1	0-0	0-0	0	0	0	1	0	0
at VCU	6	0-0	0-0	2-5	2	0	0	0	0	2
at B-CU	5	0-1	0-1	0-0	1	1	0	0	0	0
FAU	2	0-0	0-0	0-0	0	0	0	0	0	0
FIU	1	0-0	0-0	0-0	0	0	1	0	0	0
at Richmond	6	1-1	0-0	1-1	1	0	0	0	0	3
at FAU	1	0-0	0-0	0-0	1	0	0	0	0	0
at UCF	7	1-1	0-0	0-0	1	0	1	1	0	2
at Mercer	2	0-0	0-0	0-0	0	0	0	0	0	0
at Kennesaw	5	0-0	0-0	0-0	0	1	0	0	0	0
UNF	4	1-1	0-0	0-0	0	0	0	0	0	2
JU	5	0-0	0-0	0-0	1	1	0	2	0	0
at ETSU	3	0-0	0-0	0-0	0	0	0	0	0	0
at Upstate	8	0-0	0-0	0-0	2	0	0	0	0	0
Lipscomb	4	0-1	0-1	0-0	0	0	0	0	0	0
at FGCU	7	0-0	0-0	0-0	1	2	0	0	0	0
Upstate	4	0-0	0-0	0-0	0	0	0	0	0	0
ETSU	3	0-0	0-0	0-0	0	0	0	1	0	0
at Lipscomb	2	0-1	0-0	0-0	0	0	0	0	0	0
at NKU	9	0-2	0-0	3	0	0	2	0	0	
Kennesaw	5	0-0	0-0	0-0	0	0	1	0	1	0
Mercer	1	0-0	0-0	0-0	0	0	1	0	0	0
vs ETSU	2	0-0	0-0	0-0	0	0	1	0	0	0
vs FGCU	1	0-0	0-0	0-0	0	0	0	0	0	0



CAMERON HARVEY

24

Guard • Sophomore

6-3 • 210

Naperville, Ill.

Wheaton Academy

2012-13 (Freshman): Played in 31 games off the bench at Eastern Illinois. Scored 59 points, recorded 14 rebounds, and dished out 15 assists as a freshman.

High School: Attended St. Joseph High School in Westchester, Illinois for three years before transferring to Wheaton Academy in Chicago for senior season. Led both high school teams to winning records during his four years of competition. Averaged 15 points, four rebounds, and two assists per game in his final season at St. Joseph. Named Illinois Basketball Association Fourth Team All-State after averaging 16.5 points and 3.6 rebounds per game as a senior.

Personal: Full name is Cameron Brian Harvey. Son of Tivonnia and Brian Harvey. Has one sister; Chelsea.



HARVEY'S CAREER HIGHS

Pts	7	Jacksonville State	1/12/13
FG	2 (5x)	last: at N. Illinois	2/23/13
FGA	5	at Tennessee State	12/29/12
3FG	1 (8x)	last: at N. Illinois	2/23/13
3FGA	3	at Tennessee State	12/29/12
FT	2 (2x)	last: at UT Martin	2/7/13
FTA	2 (3x)	last: at UT Martin	2/7/13
Reb	3	at Tennessee State	12/29/12
Ast	2 (3x)	last: at UT Martin	2/7/13
TO	2 (2x)	last: W. Illinois	12/5/12
Blk	-		
Stl	1 (5x)	last: at SIUE	2/2/13

HARVEY'S CAREER STATISTICS

Season	GP-GS	Min/Avg.	FG-FGA	FG%	3FG-3FGA	3FG%	FT-FTA	FT%	Reb	PF	Ast	TO	Blk	Stl	Pts	Avg
2012-13	31-0	317/10.2	23-53	.434	8-24	.333	5-7	.714	14	8	15	14	0	5	59	1.9
Total	31-0	317/10.2	23-53	.434	8-24	.333	5-7	.714	14	8	15	14	0	5	59	1.9



AIDAN HADLEY

15

Forward • Sophomore

6-5 • 190

Owls Head, Maine

The Bullis School (Md.)

High School: Played basketball and soccer during freshman and sophomore years at Rockland District High School in Maine before moving to Maryland. Played basketball and ran track & field at The Bullis School during junior and senior years. Helped lead Bullis to a conference championship in 2012. Made honor roll all four years.

Personal: Full name is Aidan Daniel Hadley. Son of Kerry and Craig Hadley. Was a student assistant on the team as a freshman in 2012-13.





BRIAN PEGG



Forward • R-Freshman

6-7 • 205

Clearwater, Fla.

Faith Baptist Christian



2012-13 (Freshman)

Played in the first two games of the season before missing the rest of the campaign due to injury. Scored three points, dished out three assists, and grabbed two rebounds at Miami in the season-opener.

High School

Played his senior season at Brandon's Faith Baptist Academy. Played at Oldsmar before that, where he averaged 10 points and six rebounds per game. Made the FABC All-State Team for Independents. Named Second Team All-State in 2012 by Sourcehoops.com for Independents. Named Second Team All-State by the Orlando Sentinel for Independents.

Personal

Son of William and Alena Pegg. Brother Adam was an all-conference player on the Stetson basketball team from 2010-13. Majoring in Discovery.

PEGG'S CAREER STATISTICS


Season	GP-GS	Min/Avg.	FG-FGA	FG%	3FG-3FGA	3FG%	FT-FTA	FT%	Reb	PF	Ast	TO	Blk	Stl	Pts	Avg
2012-13	2-0	26/13.0	2-5	.400	1-2	.500	0-0	.000	3	0	4	3	0	0	5	2.5
Total	2-0	26/13.0	2-5	.400	1-2	.500	0-0	.000	3	0	4	3	0	0	5	2.5

PEGG'S CAREER HIGHS

Pts	3	at Miami	11/9/12
FG	1 (2x)	last: Florida A&M	11/13/12
FGA	3	Florida A&M	11/13/12
3FG	1	at Miami	11/9/12
3FGA	2	at Miami	11/9/12
FT	-		
FTA	-		
Reb	2	at Miami	11/9/12
Ast	3	at Miami	11/9/12
TO	3	Florida A&M	11/13/12
Blk	-		
Stl	-		

PEGG'S 2012-13 GAME-BY-GAME

Opponent	min.	fg	3fg	ft	reb.	ast.	to	blk	stl	pts
at Miami	14	1-2	1-2	0-0	2	3	0	0	0	3
Florida A&M	12	1-3	0-0	0-0	1	1	3	0	0	2



SEASON PREVIEW

COACHING STAFF

MEET THE HATTERS

2012-13 REVIEW

HISTORY & RECORDS

THIS IS STETSON



GLENN BARAL

33

Guard • Freshman

6-3 • 205

Richmond, Calif.

Westwind Prep. (Az.)

High School

Played first three seasons at St. Mary's College High School in Berkeley, Calif. Led the Panthers to three Northern California Division IV State Finals appearances, including a championship in 2010. Earned NorCal Preps All Division IV honors, and was ranked 11th in Northern California while averaging 18 points per game in 2011. Played senior season at Salisbury School in Connecticut, leading the Crimson Knights to a New England Prep Class A Championship in 2012. Went on to play a prep year at Westwin Prep Academy in Phoenix, Ariz. Helped lead the Wildcats' National Team to a Southwest Prep Championship in 2013. Led Westwind, which regularly sends nearly all of its players on to play college basketball, with a 65.0 field goal percentage. Also played baseball and was a member of the track and field team at St. Mary's. Earned the IHoops Scholastic Achievement Award.

Personal

Born Glenn Joseph Baral. Son of Christine and Jerry Baral. Has four siblings; brothers Richard Perry and Edward Satcher, and sisters Jaimee Perry and Kalisha Satcher.





B.J. GLASFORD

4

Guard • Freshman

6-4 • 180

Miami, Fla.

Coral Reef HS

High School

Led Coral Reef High School to a district championship in 2012. Earned Second Team All-Dade County honors. Was a member of the Black Student Union at Coral Reef.

Personal

Born Brian Malik Glasford. Son of Brenda and Brian Glasford. Has one brother, Travis (28), who played running back for Western Illinois Football from 2002-06.





RAEKWON HARNEY

12

Guard • Freshman

5-11 • 165

Winston-Salem, N.C.

Winston-Salem Prep.

High School

Played at Northeastern High School in Elizabeth City, N.C. for two years before transferring to Winston-Salem Prep for final two years of high school. Led Winston-Salem Prep to back-to-back Class 1-A State Championships. Was named all-conference and conference Player of the Year. The Phoenix recorded a staggering 63-2 mark with Harney at the point. Averaged 11.3 points, 10.0 assists, and 4.9 steals per game during his senior year at Winston-Salem. Was also an honor roll student and a student of the month. Member of the Community Service Day Care.

Personal

Born Raekwon Barkym Harney. Son of McGarrett Harney and Kym Wilson. Grandson of Janice Wilson. Has one sister; Raene (3).





ANDREW ZELIS

21

Center • Freshman

6-11 • 240

Wheaton, Ill.

Wheaton North HS

High School

Led Wheaton High School to the Illinois Class 4A Regional Quarterfinals in 2011-12 and 2012-13. Named all-conference twice. Also named one of the top five centers in Illinois. Scored 23 points, recorded 14 rebounds, and blocked four shots in a game against rival Naperville Central. Nominated for McDonald's All-America. Named an Illinois State Scholar, earned Academic All-Conference honors twice, and was on the Blue Honor Roll all four years at Wheaton. Also played volleyball while at Wheaton. Was a member of the Jazz Band.

Personal

Born Andrew John Zelis. Son of Lynette and David Zelis. Has one sister, Laura (15). Majoring in Discovery.



2012-13 Stetson Men's Basketball
 Stetson Season Schedule/Results & Leaders (as of Oct 22, 2013)
 All games

RECORD:	OVERALL	HOME	AWAY	NEUTRAL
ALL GAMES	15-16	8-6	6-9	1-1
CONFERENCE	11-7	6-3	5-4	0-0
NON-CONFERENCE	4-9	2-3	1-5	1-1

Date	Opponent	Score	Att.	High Points	High Rebounds
11/9/12	at Miami	79-87 L	3160	(22)PEGG, Adam	(9)PEGG, Adam
11/13/12	FLORIDA A&M	W 88-66	615	(19)PEGG, Adam	(6)GREEN, Willie
11/19/12	SOUTHEASTERN	W 81-59	655	(20)PEREZ, Chris	(6)PEREZ, Chris (6)MCINERNEY, Liam
11/26/12	USF	54-63 L	1063	(18)NABURGS, Joel	(7)GRAHAM, Aaron
11/28/12	at VCU	56-92 L	7693	(16)NABURGS, Joel	(8)GREEN, Willie
12/3/12	at Bethune-Cookman	63-86 L	2269	(17)PEGG, Adam	(7)NABURGS, Joel
12/6/12	FLORIDA ATLANTIC	78-88 L	917	(24)PEGG, Adam	(10)GREEN, Willie
12/9/12	FIU	79-82 L	647	(22)PEREZ, Chris	(12)PEGG, Adam
12/15/12	at Richmond	57-76 L	4672	(17)PEREZ, Chris	(6)GREEN, Willie
12/18/12	at Florida Atlantic	W 69-68	1027	(16)PEREZ, Chris (16)GRAHAM, Aaron	(7)PEREZ, Chris (7)PEGG, Adam (7)NABURGS, Joel
12/20/12	at UCF	66-83 L	3764	(20)PEREZ, Chris	(6)GREEN, Willie
12/31/12	*at Mercer	64-70 L	2427	(18)NABURGS, Joel	(6)NABURGS, Joel (6)GREEN, Willie
1/2/13	*at Kennesaw State	W 70-60	422	(19)PEREZ, Chris	(8)PEGG, Adam
1/5/13	*NORTH FLORIDA	74-90 L	1004	(19)PEGG, Adam	(5)PEGG, Adam
1/7/13	*JACKSONVILLE	W 81-72	534	(23)PEREZ, Chris	(11)GREEN, Willie
1/10/13	*at ETSU	W 72-70	2329	(17)PEREZ, Chris (17)PEGG, Adam	(6)NABURGS, Joel
1/12/13	*at USC Upstate	W 66-64	818	(25)PEGG, Adam	(6)PEGG, Adam (6)GREEN, Willie
1/17/13	*NORTHERN KENTUCKY	W 71-59	1479	(17)PEREZ, Chris (17)NABURGS, Joel	(7)GREEN, Willie
1/19/13	*LIPSCOMB	W 85-69	1017	(21)PEREZ, Chris	(10)PEGG, Adam
1/25/13	*at Florida Gulf Coast	65-96 L	3002	(21)PEREZ, Chris	(10)PEGG, Adam
1/31/13	*at Jacksonville	70-71 L	1012	(32)PEREZ, Chris	(9)GREEN, Willie
2/2/13	*at North Florida	59-64 L	1589	(17)GREEN, Willie	(11)GREEN, Willie
2/7/13	*USC UPSTATE	W 73-66	746	(19)PEGG, Adam	(9)GREEN, Willie
2/9/13	*ETSU	61-62 L	1028	(15)GRAHAM, Aaron	(11)GREEN, Willie
2/14/13	*at Lipscomb	W 76-66	683	(23)PEGG, Adam	(12)PEGG, Adam
2/16/13	*at Northern Kentucky	W 62-46	3223	(17)PEGG, Adam	(8)GREEN, Willie
2/22/13	*FLORIDA GULF COAST	W 80-71	1342	(27)NABURGS, Joel	(11)PEGG, Adam
2/28/13	*KENNESAW STATE	W 91-77	1043	(24)GRAHAM, Aaron	(7)PEGG, Adam
3/2/13	*MERCER	65-77 L	924	(14)NABURGS, Joel	(6)GREEN, Willie
3/7/13	vs ETSU	W 67-46	1004	(17)PEGG, Adam	(13)GREEN, Willie
3/8/13	vs Florida Gulf Coast	58-72 L	3527	(17)PEGG, Adam	(8)GREEN, Willie (8)PEGG, Adam

* - Conference game

Attendance Summary	Games	Attend	Avg/Game
Home	14	13014	930
Away	15	38090	2539
Neutral	2	4531	2266
Total	31	55635	1795

2012-13 Stetson Men's Basketball
Stetson Season Box Score (as of Oct 22, 2013)
All games

RECORD:	OVERALL	HOME	AWAY	NEUTRAL
ALL GAMES	15-16	8-6	6-9	1-1
CONFERENCE	11-7	6-3	5-4	0-0
NON-CONFERENCE	4-9	2-3	1-5	1-1

#	Player	gp-gs	min	avg	Total		3-Point		F-Throw		Rebounds				pf	dq	a	to	blk	stl	pts	avg
					fg-fga	fg%	3fg-fga	3fg%	ft-fa	ft%	off	def	tot	avg								
41	PEGG, Adam	30-30	851	28.4	193-360	.536	22-59	.373	62-92	.674	50	140	190	6.3	71	2	30	65	11	13	470	15.7
23	PEREZ, Chris	31-30	950	30.6	172-354	.486	23-74	.311	100-149	.671	58	69	127	4.1	86	2	58	81	0	35	467	15.1
11	GRAHAM, Aaron	30-2	815	27.2	101-281	.359	66-200	.330	69-86	.802	16	92	108	3.6	58	1	61	64	2	26	337	11.2
12	NABURGS, Joel	31-31	889	28.7	96-240	.400	55-150	.367	67-88	.761	19	113	132	4.3	55	1	121	78	9	23	314	10.1
03	GREEN, Willie	31-31	840	27.1	98-181	.541	7-27	.259	55-85	.647	69	137	206	6.6	66	2	61	62	41	15	258	8.3
10	MILLER, Hunter	31-23	675	21.8	32-76	.421	18-44	.409	24-34	.706	10	68	78	2.5	60	0	88	55	0	25	106	3.4
24	MCINERNEY, Liam	31-1	512	16.5	27-72	.375	9-28	.321	16-24	.667	29	41	70	2.3	51	1	25	28	5	16	79	2.5
14	PEGG, Brian	2-0	26	13.0	2-5	.400	1-2	.500	0-0	.000	2	1	3	1.5	0	0	4	3	0	0	5	2.5
22	PLEMMONS, Tanner	20-0	69	3.5	14-30	.467	11-25	.440	0-0	.000	0	1	1	0.1	3	0	4	4	1	2	39	2.0
01	DIAZ, Dennis	30-0	276	9.2	16-49	.327	12-36	.333	4-7	.571	1	25	26	0.9	27	0	21	22	0	7	48	1.6
02	SOLANKE, Leke	27-0	117	4.3	5-13	.385	0-3	.000	3-6	.500	5	12	17	0.6	23	0	5	6	9	1	13	0.5
33	WESTON, JR	13-0	29	2.2	1-7	.143	1-7	.143	0-0	.000	1	4	5	0.4	2	0	4	1	0	0	3	0.2
Team											55	59	114		1		8					
Total.....		31	6201		768-1683	.456	230-662	.347	414-587	.705	316	773	1089	35.1	519	9	502	490	78	165	2180	70.3
Opponents.....		31	6200		829-1847	.449	209-635	.329	351-536	.655	340	687	1027	33.1	509	-	456	376	91	284	2218	71.5

2012-13 Stetson Men's Basketball
Stetson Season Box Score (as of Oct 22, 2013)
Conference games

RECORD:	OVERALL	HOME	AWAY	NEUTRAL
ALL GAMES	11-7	6-3	5-4	0-0
CONFERENCE	11-7	6-3	5-4	0-0
NON-CONFERENCE	0-0	0-0	0-0	0-0

#	Player	gp-gs	min	avg	Total		3-Point		F-Throw		Rebounds				pf	dq	a	to	blk	stl	pts	avg
					fg-fga	fg%	3fg-fga	3fg%	ft-fa	ft%	off	def	tot	avg								
23	PEREZ, Chris	18-18	573	31.8	108-222	.486	16-51	.314	61-93	.656	34	43	77	4.3	48	0	31	50	0	23	293	16.3
41	PEGG, Adam	18-18	538	29.9	117-222	.527	14-35	.400	42-61	.689	30	88	118	6.6	39	1	17	41	7	8	290	16.1
11	GRAHAM, Aaron	18-1	493	27.4	58-152	.382	41-114	.360	40-51	.784	10	56	66	3.7	32	0	38	40	2	9	197	10.9
12	NABURGS, Joel	18-18	532	29.6	54-129	.419	37-82	.451	36-46	.783	11	72	83	4.6	30	0	86	44	6	15	181	10.1
03	GREEN, Willie	18-18	481	26.7	54-96	.563	4-15	.267	39-56	.696	42	79	121	6.7	36	0	40	31	27	10	151	8.4
10	MILLER, Hunter	18-17	434	24.1	22-43	.512	14-24	.583	17-25	.680	5	36	41	2.3	31	0	54	38	0	15	75	4.2
24	MCINERNEY, Liam	18-0	269	14.9	13-37	.351	4-13	.308	12-18	.667	17	24	41	2.3	34	1	8	16	5	8	42	2.3
22	PLEMMONS, Tanner	13-0	50	3.8	9-22	.409	9-20	.450	0-0	.000	0	1	1	0.1	1	0	4	2	1	2	27	2.1
33	WESTON, JR	2-0	6	3.0	1-3	.333	1-3	.333	0-0	.000	0	1	1	0.5	1	0	1	0	0	0	3	1.5
01	DIAZ, Dennis	17-0	162	9.5	8-27	.296	5-16	.313	3-3	1.000	1	17	18	1.1	12	0	14	14	0	5	24	1.4
02	SOLANKE, Leke	14-0	62	4.4	1-5	.200	0-2	.000	0-0	.000	1	6	7	0.5	12	0	4	2	5	1	2	0.1
Team											32	39	71				6					
Total.....		18	3600		445-958	.465	145-375	.387	250-353	.708	183	462	645	35.8	276	2	297	284	53	96	1285	71.4
Opponents.....		18	3601		480-1095	.438	127-376	.338	163-252	.647	197	387	584	32.4	308	-	276	217	49	159	1250	69.4

2012-13 Stetson Men's Basketball
Stetson Team Game-by-Game (as of Oct 22, 2013)
All games

TEAM STATISTICS

Opponent	Date	Score	Total		3-Pointers		Free throws		Rebounds							pts	avg			
			fg-fga	pct	3fg-fga	pct	ft-fa	pct	off	def	tot	avg	pf	a	t/o			blk	stl	
at Miami	11/9/12	79-87	L	28-63	.444	13-31	.419	10-14	.714	8	22	30	30.0	21	20	11	1	6	79	79.0
FLORIDA A&M	11/13/12	88-66	W	34-61	.557	11-24	.458	9-16	.563	15	19	34	32.0	8	21	15	2	8	88	83.5
SOUTHEASTERN	11/19/12	81-59	W	29-65	.446	7-22	.318	16-24	.667	15	31	46	36.7	19	19	13	7	4	81	82.7
USF	11/26/12	54-63	L	19-50	.380	7-24	.292	9-14	.643	5	26	31	35.2	16	14	9	3	3	54	75.5
at VCU	11/28/12	56-92	L	16-47	.340	3-18	.167	21-29	.724	10	21	31	34.4	21	14	22	1	5	56	71.6
at Bethune-Cookman	12/3/12	63-86	L	24-51	.471	8-23	.348	7-15	.467	11	19	30	33.7	21	14	19	1	3	63	70.2
FLORIDA ATLANTIC	12/6/12	78-88	L	28-60	.467	6-22	.273	16-19	.842	11	22	33	33.6	24	16	18	2	3	78	71.3
FIU	12/9/12	79-82	L	29-57	.509	5-16	.313	16-23	.696	11	24	35	33.8	22	20	16	0	5	79	72.2
at Richmond	12/15/12	57-76	L	23-52	.442	2-19	.105	9-14	.643	12	17	29	33.2	21	14	16	1	5	57	70.6
at Florida Atlantic	12/18/12	69-68	W	25-57	.439	7-21	.333	12-13	.923	10	26	36	33.5	17	14	19	0	10	69	70.4
at UCF	12/20/12	66-83	L	27-61	.443	8-28	.286	4-6	.667	10	21	31	33.3	14	15	17	2	9	66	70.0
at Mercer	12/31/12	64-70	L	20-49	.408	10-24	.417	14-19	.737	7	27	34	33.3	16	14	16	3	3	64	69.5
at Kennesaw State	1/2/13	70-60	W	25-41	.610	8-15	.533	12-19	.632	4	28	32	33.2	17	15	18	1	7	70	69.5
NORTH FLORIDA	1/5/13	74-90	L	28-56	.500	9-21	.429	9-10	.900	9	17	26	32.7	13	19	15	3	5	74	69.9
JACKSONVILLE	1/7/13	81-72	W	31-62	.500	3-12	.250	16-27	.593	13	28	41	33.3	18	24	12	3	4	81	70.6
at ETSU	1/10/13	72-70	W	24-48	.500	11-22	.500	13-18	.722	8	18	26	32.8	7	18	9	2	5	72	70.7
at USC Upstate	1/12/13	66-64	W	23-53	.434	9-24	.375	11-18	.611	11	26	37	33.1	13	17	14	1	6	66	70.4
NORTHERN KENTUCKY	1/17/13	71-59	W	27-55	.491	7-23	.304	10-14	.714	7	24	31	32.9	11	18	13	6	10	71	70.4
LIPSCOMB	1/19/13	85-69	W	26-52	.500	10-26	.385	23-30	.767	12	25	37	33.2	21	16	13	3	5	85	71.2
at Florida Gulf Coast	1/25/13	65-96	L	24-59	.407	5-24	.208	12-17	.706	11	23	34	33.2	18	18	21	1	6	65	70.9
at Jacksonville	1/31/13	70-71	L	28-61	.459	4-20	.200	10-17	.588	16	25	41	33.6	12	21	18	9	7	70	70.9
at North Florida	2/2/13	59-64	L	21-55	.382	3-16	.188	14-21	.667	16	27	43	34.0	22	9	17	1	3	59	70.3
USC UPSTATE	2/7/13	73-66	W	27-54	.500	8-16	.500	11-17	.647	11	30	41	34.3	14	18	21	1	6	73	70.4
ETSU	2/9/13	61-62	L	21-52	.404	11-26	.423	8-13	.615	11	27	38	34.5	14	16	17	3	6	61	70.0
at Lipscomb	2/14/13	76-66	W	25-57	.439	7-22	.318	19-27	.704	13	29	42	34.8	18	13	18	1	5	76	70.3
at Northern Kentucky	2/16/13	62-46	W	22-54	.407	10-25	.400	8-10	.800	9	28	37	34.8	17	15	7	3	5	62	70.0
FLORIDA GULF COAST	2/22/13	80-71	W	26-48	.542	11-21	.524	17-22	.773	7	34	41	35.1	13	17	23	3	4	80	70.3
KENNESAW STATE	2/28/13	91-77	W	27-50	.540	12-17	.706	25-32	.781	7	27	34	35.0	16	18	15	5	6	91	71.1
MERCER	3/2/13	65-77	L	20-52	.385	7-21	.333	18-22	.818	11	19	30	34.9	16	11	17	4	3	65	70.9
vs ETSU	3/7/13	67-46	W	22-45	.489	5-18	.278	18-23	.783	5	38	43	35.1	18	14	16	3	5	67	70.7
vs Florida Gulf Coast	3/8/13	58-72	L	19-56	.339	3-21	.143	17-24	.708	10	25	35	35.1	21	10	15	2	3	58	70.3
Stetson		2180		768-1683	.456	230-662	.347	414-587	.705	316	773	1089	35.1	519	502	490	78	165	2180	70.3
Opponents		2218		829-1847	.449	209-635	.329	351-536	.655	340	687	1027	33.1	509	456	376	91	284	2218	71.5

Games played: 31
Points/game: 70.3
FG Pct: 45.6
3FG Pct: 34.7
FT Pct: 70.5

Rebounds/game: 35.1
Assists/game: 16.2
Turnovers/game: 15.8
Assist/turnover ratio: 1.0
Steals/game: 5.3
Blocks/game: 2.5

2012-13 Stetson Men's Basketball
 Stetson Team High/Low Analysis (as of Oct 22, 2013)
 All games

Stetson - TEAM GAME HIGHS

POINTS	91	KENNESAW STATE (2/28/13)
	88	FLORIDA A&M (11/13/12)
	85	LIPSCOMB (1/19/13)
	81	JACKSONVILLE (1/7/13)
	81	SOUTHEASTERN (11/19/12)
FIELD GOALS MADE	34	FLORIDA A&M (11/13/12)
	31	JACKSONVILLE (1/7/13)
FIELD GOAL ATTEMPTS	65	SOUTHEASTERN (11/19/12)
	63	at Miami (11/9/12)
FIELD GOAL PERCENTAGE	.610 (25-41)	at Kennesaw State (1/2/13)
	.557 (34-61)	FLORIDA A&M (11/13/12)
3 PT FIELD GOALS MADE	13	at Miami (11/9/12)
	12	KENNESAW STATE (2/28/13)
3 PT FG ATTEMPTS	31	at Miami (11/9/12)
	28	at UCF (12/20/12)
3 PT FG PERCENTAGE	.706 (12-17)	KENNESAW STATE (2/28/13)
	.533 (8-15)	at Kennesaw State (1/2/13)
FREE THROWS MADE	25	KENNESAW STATE (2/28/13)
	23	LIPSCOMB (1/19/13)
FREE THROW ATTEMPTS	32	KENNESAW STATE (2/28/13)
	30	LIPSCOMB (1/19/13)
FREE THROW PERCENTAGE	.923 (12-13)	at Florida Atlantic (12/18/12)
	.900 (9-10)	NORTH FLORIDA (1/5/13)
REBOUNDS	46	SOUTHEASTERN (11/19/12)
	43	vs ETSU (3/7/13)
	43	at North Florida (2/2/13)
ASSISTS	24	JACKSONVILLE (1/7/13)
	21	at Jacksonville (1/31/13)
	21	FLORIDA A&M (11/13/12)
STEALS	10	NORTHERN KENTUCKY (1/17/13)
	10	at Florida Atlantic (12/18/12)
BLOCKED SHOTS	9	at Jacksonville (1/31/13)
	7	SOUTHEASTERN (11/19/12)
TURNOVERS	23	FLORIDA GULF COAST (2/22/13)
	22	at VCU (11/28/12)
FOULS	24	FLORIDA ATLANTIC (12/6/12)
	22	at North Florida (2/2/13)
	22	FIU (12/9/12)

ATLANTIC SUN CONFERENCE STANDINGS

Team	A-Sun	Pct.	Overall	Pct.
Mercer	14-4	.778	24-12	.667
FGCU	13-5	.722	26-11	.703
Stetson	11-7	.611	15-16	.484
Jacksonville	9-9	.500	14-18	.438
USC Upstate	9-9	.500	16-17	.485
Northern Ky.	9-9	.500	11-16	.407
North Florida	8-10	.444	13-19	.406
ETSU	8-10	.444	10-22	.313
Lipscomb	7-11	.389	12-18	.400
Kennesaw State	2-16	.111	3-27	.100

A-SUN CHAMPIONSHIP

Quarterfinals - March 6, 2013

#2 FGCU def. #7 North Florida 73-63
 #1 Mercer def. #8 Lipscomb 82-48

Quarterfinals - March 7, 2013

#3 Stetson def. #6 ETSU 67-46
 #5 USC Upstate def. #4 Jacksonville 76-62

Semifinals - March 8, 2013

#1 Mercer def. #5 USC Upstate 72-64
 #2 FGCU def. #3 Stetson 72-58

Championship - March 9

#2 FGCU def. #1 Mercer 88-75

All-Tournament Team

Brett Comer FGCU
 Sherwood Brown FGCU
 Chase Fieler FGCU
 Langston Hall Mercer
 Bud Thomas Mercer
 Torrey Craig USC Upstate

ALL-CONFERENCE HONORS

First Team

Sherwood Brown * Sr. G FGCU
 Torrey Craig * Jr. F USC Upstate
 Parker Smith Sr. G North Florida
 Eshaunte Jones Sr. F/G Northern Kentucky
 Adam Pegg Sr. C Stetson

Second Team

Jarvis Jones Sr. G ETSU
 Chase Fieler Jr. F FGCU
 Langston Hall Jr. G Mercer
 Travis Smith Sr. G Mercer
 Chris Perez Jr. G Stetson

All-Freshmen

Lester Wilson * Fr. F ETSU
 Jarvis Haywood * Fr. G Jacksonville
 Stephen Hurt * Fr. C Lipscomb
 Beau Beech * Fr. G North Florida
 Kordario Fleming Fr. F Jacksonville

*Unanimous choice

Player of the Year: Sherwood Brown FGCU
 Defensive Player of the Year: Bernard Thompson FGCU
 Freshman of the Year: Stephen Hurt Lipscomb
 Coach of the Year: Bob Hoffman Mercer

ACADEMIC HONORS

A-Sun Scholar-Athlete of the Year
 Adam Pegg

Capital One Academic All-District
 Adam Pegg

A-Sun Academic All-Conference
 Adam Pegg
 Hunter Miller

Presidential Scholar Liam McInerney
Commissioner's Scholar Liam McInerney
Conference Scholar Liam McInerney
 Kyle Sikora

All-Academic Liam McInerney
 Hunter Miller
 Joel Naburgs
 Adam Pegg
 Brian Pegg
 Kyle Sikora
 J.R. Weston

SEASON PREVIEW

COACHING STAFF

MEET THE HATTERS

2012-13 REVIEW

HISTORY & RECORDS

THIS IS STETSON

INDIVIDUAL CAREER RECORDS

SCORING

Points	Player	Years
1826	Kerry Blackshear	1992-96
1691	E.J. Gordon	2002-06
1652	Randy Anderson	1985-89
1582	Garfield Blair	2005-09
1559	Ron Beal	1968-72
1548	Dalton Epting	1958-62
1539	Joel Hancock	1958-62
1491	Frank Burnell	1979-83
1458	Bob Jenkins	1964-68
1414	Anthony Register	2002-06

Scoring average (minimum 50 games)

24.9	Earnest Killum	1968-70
21.6	Gene Wells	1957-59
20.9	Mark Brisker	1990-92
19.4	Jason Alexander	1994-96
19.3	Mel Daniels	1976-78
17.6	Kerry Blackshear	1992-96
16.7	Dirk Ewing	1978-80
16.5	Donell Grier	1991-93
15.4	E.J. Gordon	2002-06
15.3	Walt Kilcullen	1965-68
15.3	Adam Pegg	2011-13

FIELD GOALS

FG Made	Player	Years
671	Kerry Blackshear	1992-96
648	Randy Anderson	1985-89
608	Frank Burnell	1979-83
601	Ron Beal	1968-72
597	E.J. Gordon	2002-06
593	Joel Hancock	1958-62
562	Garfield Blair	2005-06
539	Earnest Killum	1968-70
536	Bill Hester	1961-65
533	Bob Jenkins	1964-68

FG Attempted

1469	E.J. Gordon	2002-06
1422	Kerry Blackshear	1992-96
1312	Randy Anderson	1985-89
1283	Joel Hancock	1958-62
1230	Frank Burnell	1979-83
1215	Ron Beal	1968-72
1201	Garfield Blair	2005-09
1183	Bill Hester	1961-65
1146	Bob Jenkins	1964-68
1120	Anthony Register	2002-06

FG Percentage (minimum 100 made)

.609	Mel Daniels (368-604)	1976-78
.602	Jim Ramsey (201-334)	1979-81
.596	Clifford Johnson (143-240)	1979-81
.584	Pete Nordhorn (208-356)	1972-76
.581	Kevin Tucker (233-401)	1977-79
.564	Derrall Dumas (394-699)	1988-91
.550	Jeff Warbritton (208-378)	1996-98
.546	Fred Ross (284-520)	1970-75
.546	LeRoy Wilson (233-427)	1972-74
.535	John Haslem (292-546)	1972-74

REBOUNDS

980	Ken Showers	1967-71
967	Randy Anderson	1985-89
932	Santos Hampton	1998-02
826	Dalton Epting	1958-62
775	Bill Hester	1961-65
754	Sebastian Singletary	1998-01
732	Bill Schneider	1956-60



Kerry Blackshear

702	Ron Beal	1968-72
690	E.J. Gordon	2002-06
679	Mike Reddick	1980-84

ASSISTS

526	Frank Ireland	1987-91
517	Brad Weston	1978-82
507	Terry Johnson	1985-89
454	Ravii Givens	1999-03
390	Buzzy O'Connell	1973-77
369	Rob Wilkes	1989-93
348	Glenn Wilkes	1976-80
323	Glynn Myrick	1980-84
289	Joel Naburgs	2009-13
276	E.J. Gordon	2002-06

BLOCKED SHOTS

234	Lorenzo Williams	1989-91
168	Randy Anderson	1985-89
134	Derrall Dumas	1988-91
126	Mike Reddick	1980-84
107	Chad Lambert	1994-98
87	Sebastian Singletary	1998-01
81	Tim Lang	2006-09
80	Willie Green	2011-present
55	Graeme Radford	2007-10
49	E.J. Gordon	2002-06
49	Ricky McConnell	1998-02

STEALS

235	E.J. Gordon	2002-06
172	Anthony Register	2002-06
156	Alexis McMillan	2001-03
152	Kerry Blackshear	1992-96
150	Ravii Givens	1999-03
149	Gabe McMillen	2003-07
135	Kris Thomas	2005-09
133	Sebastian Singletary	1998-01
129	Kennith Johnson	1995-99
127	Frank Ireland	1987-91
127	Randy Anderson	1985-89

3-POINT FIELD GOALS

3-FG Made	Player	Years
180	Joel Naburgs	2009-13
170	Kerry Blackshear	1992-96
167	AJ Smith	2006-10
166	Aaron Graham	2010-present
153	Derrick DeWitt	1999-04
143	Anthony Register	2002-06
143	Garrett Davis	1995-99
136	Mark Brisker	1990-92

127	Kris Thomas	2005-09
126	Ravii Givens	1999-03

3-FG Attempted

520	Joel Naburgs	2009-13
490	AJ Smith	2006-10
479	Aaron Graham	2010-present
473	Kerry Blackshear	1992-96
442	Derrick DeWitt	1999-04
422	Ravii Givens	1999-03
416	Kris Thomas	2005-09
412	Anthony Register	2002-06
379	Mark Brisker	1990-92
342	Garrett Davis	1995-99

3-FG Percentage (minimum 50 made)

.424	Alex Urosecic (56-132)	1988-90
.420	Frank Ireland (100-238)	1987-91
.419	Gary Coachman (62-148)	1982-87
.418	Garrett Davis (143-342)	1995-99
.415	Maurice Cowan (78-188)	1988-90
.401	Ehren Wallhoff (122-304)	1991-95
.388	Bjorn Gehrke (52-134)	1987-89
.382	Jason Alexander (107-280)	1994-96
.379	Terry Johnson (86-227)	1985-89
.377	Gabe McMillen (58-154)	2003-06

GAMES PLAYED

123	Kris Thomas	2005-09
123	Garfield Blair	2005-09
120	AJ Smith	2006-10
119	Liam McInerney	2009-13
118	Joel Naburgs	2009-13
117	Gabe McMillen	2003-07
116	Frank Ireland	1987-91
116	Terry Johnson	1985-89
115	Eric Diaz	2005-09
115	Rob Wilkes	1989-93
115	J.J. Hirst	2004-08

FREE THROWS

FT Made	Player	Years
494	Dalton Epting	1958-62
464	E.J. Gordon	2002-06
410	Derrell Boone	1966-70
399	Garfield Blair	2005-09
392	Bob Jenkins	1964-68
371	Anthony Register	2002-06
357	Ron Beal	1968-72
353	Randy Anderson	1985-89
353	Joel Hancock	1958-62
314	Kerry Blackshear	1992-96

FT Attempted

668	Dalton Epting	1958-62
653	E.J. Gordon	2002-06
582	Derrell Boone	1966-70
547	Garfield Blair	2005-09
537	Bob Jenkins	1964-68
514	Randy Anderson	1985-89
497	Ron Beal	1968-72
492	Santos Hampton	1998-02
475	Anthony Register	2002-06
442	Kerry Blackshear	1992-96

FT Percentage (minimum 100 made)

.866	Garrett Davis (291-336)	1995-99
.862	Jason Alexander (243-282)	1994-96
.842	Joel Hancock (353-419)	1958-62
.832	Jorge Fernandez (139-167)	1981-85
.819	Ravii Givens (276-337)	1999-03

SEASON PREVIEW

COACHING STAFF

MEET THE HATTERS

2012-13 REVIEW

HISTORY & RECORDS

THIS IS STETSON

INDIVIDUAL SINGLE-SEASON RECORDS

SCORING

Points

741	Earnest Killum	1969-70
633	Mark Brisker	1991-92
630	Earnest Killum	1968-69
622	Gene Wells	1958-59
603	Mark Brisker	1990-91
596	Maurice Cowan	1989-90
556	Frank Burnell	1982-83
554	Joel Hancock	1961-62
552	Kerry Blackshear	1994-95
550	Dalton Epting	1961-62

Scoring average (minimum 15 games)

25.6	Earnest Killum	1969-70
24.2	Earnest Killum	1968-69
22.6	Mark Brisker	1991-92
22.2	Gene Wells	1958-59
21.0	Gene Wells	1957-58
20.4	Kerry Blackshear	1994-95
20.2	Bill Hester	1964-65
19.9	Jason Alexander	1995-96
19.9	Frank Burnell	1982-83
19.9	Mel Daniels	1976-77

REBOUNDS

360	Ralph Miller	1958-59
351	Ken Showers	1970-71
327	Dalton Epting	1960-61
312	Lorenzo Williams	1990-91
311	Randy Anderson	1986-87
302	Ken Showers	1968-69
300	Lamar Deaver	1962-63
298	Mac Stones	1955-56
285	Mel Daniels	1976-77
282	Bill Schneider	1959-60
282	Mac Stones	1956-57

FIELD GOALS

FG Made

296	Earnest Killum	1969-70
279	Gene Wells	1958-59
243	Earnest Killum	1968-69
229	Gene Wells	1957-58
220	Dirk Ewing	1978-79
219	Maurice Cowan	1989-90
217	Mark Brisker	1991-92
210	Frank Burnell	1982-83
209	Joel Hancock	1961-62
204	Kerry Blackshear	1994-95

FG Attempted

597	Gene Wells	1958-59
584	Earnest Killum	1969-70
500	Mark Brisker	1991-92
493	Earnest Killum	1968-69
472	Joel Hancock	1961-62
465	Gene Wells	1957-58
447	Mark Brisker	1990-91
437	Maurice Cowan	1989-90
432	Garfield Blair	2008-09
430	E.J. Gordon	2002-04

FG Percentage (minimum 70 made)

.648	Clifford Johnson (92-142)	1979-80
.634	Mel Daniels (180-284)	1977-78
.627	Kevin Tucker (136-217)	1978-79
.624	Pete Nordhorn (146-234)	1975-76
.619	Jim Ramsey (125-202)	1980-81
.595	Derrall Dumas (116-195)	1988-89

.592	Gary Coachman (77-130)	1984-85
.592	Derrall Dumas (174-294)	1989-90
.588	Leroy Wilson (110-187)	1973-74
.588	Mel Daniels (188-320)	1976-77

ASSISTS

179	Terry Johnson	1986-87
173	Ravii Givens	2000-01
171	Frank Ireland	1989-90
162	Buzzy O'Connell	1976-77
145	Brad Weston	1981-82
142	Buzzy O'Connell	1975-76
139	Jason Alexander	1994-95
138	Richard Layer	1956-57
137	Frank Ireland	1988-89
135	Terry Johnson	1987-88
135	Glynn Myrick	1983-84

BLOCKED SHOTS

121	Lorenzo Williams	1989-90
113	Lorenzo Williams	1990-91
72	Mike Reddick	1981-82
55	Randy Anderson	1985-86
54	Mike Reddick	1982-83
53	Derrall Dumas	1988-89
43	Derrall Dumas	1989-90
43	Randy Anderson	1986-87
41	Willie Green	2012-13
39	Randy Anderson	1988-89
39	Willie Green	2011-12
39	Chad Lambert	1995-96

STEALS

87	Alexis McMillan	2002-03
69	Alexis McMillan	2001-02
66	E.J. Gordon	2003-04
64	Anthony Register	2005-06
61	E.J. Gordon	2005-06
60	Gabe McMillen	2006-07
58	Jason Alexander	1995-96
56	Corey Walden	2010-11
55	EJ Gordon	2002-03
55	Sebastian Singletary	1998-99

3-POINT FIELD GOALS

3-FG Made

70	Mark Brisker	1990-91
68	Aaron Graham	2011-12
66	Aaron Graham	2012-13
66	Mark Brisker	1991-92
64	Jason Alexander	1995-96
62	Gary Coachman	1986-87
61	Derrick DeWitt	1999-00
61	Maurice Cowan	1989-90
57	A.J. Smith	2008-09
55	Joel Naburgs	2012-13

3-FG Attempted

200	Aaron Graham	2012-13
194	Mark Brisker	1991-92
190	Aaron Graham	2011-12
185	Mark Brisker	1990-91
168	A.J. Smith	2008-09
166	Jason Alexander	1995-96
166	Derrick DeWitt	1999-00
150	Joel Naburgs	2012-13
149	Joel Naburgs	2011-12
148	Gary Coachman	1986-87
148	AJ Smith	2009-10

3-FG Percentage (minimum 25 made)

.467	Gabe McMillen (42-90)	2005-06
.458	Ehren Wallhoff (38-83)	1993-94
.455	Maurice Cowan (61-134)	1989-90
.453	Garrett Davis (43-95)	1998-99
.443	Terry Johnson (54-122)	1987-88
.435	Kennith Johnson (37-85)	1996-97
.433	Frank Ireland (29-67)	1988-89
.426	Rob Wilkes (40-94)	1992-93
.419	Gary Coachman (62-148)	1986-87
.418	Garrett Davis (41-98)	1996-97

GAMES PLAYED

32	17 Tied
----	---------

GAMES STARTED

32	Anthony Register	2005-06
31	Maurice Cowan	1989-90
31	Lorenzo Williams	1989-90
31	Lorenzo Williams	1990-91
31	Garfield Blair	2006-07
31	Gabe McMillen	2006-07
31	Kris Thomas	2006-07
31	Garfield Blair	2007-08
31	A.J. Smith	2007-08
31	Joel Naburgs	2012-13
31	Willie Green	2012-13

FREE THROWS

FT Made

202	Dalton Epting	1961-62
161	Garfield Blair	2007-08
160	Mel Daniels	1976-77
150	Dalton Epting	1960-61
150	Donell Grier	1992-93
149	Earnest Killum	1969-70
148	Mel Daniels	1977-78
145	Derrell Boone	1969-70
145	Bob Jenkins	1966-67
144	Earnest Killum	1968-69

FT Attempted

272	Dalton Epting	1961-62
214	Lamar Deaver	1962-63
214	Garfield Blair	2007-08
212	Donell Grier	1992-93
211	Mel Daniels	1977-78
202	Mel Daniels	1976-77
198	Bob Jenkins	1966-67
197	Dalton Epting	1960-61
197	Bob Mack	1970-71
193	Dave Stowers	1975-76

FT Percentage (minimum 60 made)

.888	Garrett Davis (87-98)	1997-98
.884	Jorge Fernandez (61-69)	1984-85
.883	Buzzy O'Connell (68-77)	1975-76
.879	Jason Alexander (123-140)	1995-96
.877	Joel Hancock (136-155)	1961-62
.868	Garrett Davis (79-91)	1998-99
.865	Garrett Davis (90-104)	1996-97
.849	Bill Hester (135-159)	1964-65
.847	Bill Clark (127-150)	1964-65
.845	Jason Alexander (120-142)	1994-95

TEAM SINGLE-SEASON RECORDS

POINTS

2594.....	1969-70
2578.....	1989-90
2307.....	1978-79
2288.....	1968-69
2286.....	1990-91

SCORING AVERAGE

89.4.....	1969-70
88.0.....	1968-69
86.8.....	1956-57
85.4.....	1978-79
82.2.....	1957-58

FIELD GOALS

FG Made

977.....	1969-70
972.....	1989-90
924.....	1978-79
863.....	1988-89
860.....	1968-69

FG Attempted

2052.....	1969-70
2017.....	1958-59
1997.....	1989-90
1928.....	1959-60
1872.....	1986-87

FG Percentage

.518.....	1977-78
.515.....	1982-83
.511.....	1978-79
.511.....	1973-74
.510.....	1975-76

REBOUNDS

1342.....	1969-70
1329.....	1956-57
1297.....	1970-71
1284.....	1958-59
1242.....	1959-60

ASSISTS

505.....	1979-80
505.....	1989-90
502.....	2012-13
464.....	1978-79
459.....	1988-89

3-POINT FIELD GOALS

3-FG Made

235.....	2008-09
230.....	2012-13
229.....	2011-12
210.....	1991-92
200.....	2007-08

3-FG Attempted

762.....	2008-09
667.....	2011-12
662.....	2012-13
619.....	1991-92
615.....	2007-08

3-FG Percentage

.404.....	1989-90
.401.....	1988-89
.386.....	1987-88
.380.....	1992-93
.371.....	1995-96

BLOCKED SHOTS

176.....	1989-90
171.....	1990-91
113.....	1988-89
110.....	1985-86
108.....	1981-82

STEALS

282.....	2002-03
277.....	2005-06
262.....	2003-04
259.....	2001-02
239.....	2006-07

FREE THROWS

FT Made

640.....	1969-70
618.....	1956-57
590.....	1959-60
579.....	1970-71
575.....	1966-67

FT Attempted

943.....	1956-57
898.....	1969-70
837.....	1970-71
820.....	1959-60
817.....	1968-69

FT Percentage

.756.....	1983-84
.748.....	1995-96
.747.....	1964-65
.747.....	2002-03
.745.....	1966-67

MISCELLANEOUS

Games

32.....	1989-90
32.....	2005-06
32.....	2007-08
31.....	1990-91
31.....	2006-07
31.....	2010-11
31.....	2012-13

Wins

22.....	1974-75
22.....	1969-70

Consecutive Wins


19.....	1931-32
15 (modern).....	1969-70



Ernest Killum



Ken Showers



E.J. Gordon

Team Single Game Records

Points	143 vs. St. Leo (11-30-91)
Points in a Half	73 vs. St. Leo (11-30-91)
Field Goals Made.....	51, three times, last vs. St. Leo (11-30-91)
Field Goal Attempts.....	103 vs. Georgia Southern (2-2-55)
Field Goal Percentage.....	71.1 (32-45) vs. Hardin-Simmons (1-19-89)
3-Point Field Goals Made.....	18 vs. Iona (12-30-91)
3-Point Field Goal Attempts.....	41 vs. Florida Gulf Coast (1-25-11)
3-Point Field Goal Percentage.....	100.0 (6-6) vs. Georgia Southern (3-6-90)
Free Throws Made.....	52 vs. Georgia Teachers (3-2-57)
Free Throw Attempts	68 vs. Georgia Teachers (3-2-57)
Free Throw Percentage.....	100.0 (17-17) vs. Biscayne (1-30-76)
.....	100.0 (6-6) vs. Florida (11/27/07)
Rebounds	78 vs. Hartwick (12-21-67)
Assists	30, twice, last vs. Southeastern Louisiana (3-3-94)
Steals.....	19 vs. Anderson (12-29-98)
Blocked Shots.....	11 vs. Samford (2-28-91)
Largest Win Margin68 (85-17) vs. Tampa (1-26-42)
Largest Loss Margin.....	54 (101-47) at Texas Tech (12-22-01)
Largest Home Win.....	.68 (85-17) vs. Tampa (1-26-42)
Largest Road Win.....	43 (106-63) vs. Georgia State (3-7-89)
Largest Home Loss	36 (103-67) vs. Georgia Southern (1-30-92)
Largest Road Loss	54 (101-47) at Texas Tech (12-22-01)
Fewest Points (modern day).....	38 vs. Texas (11-14-08) vs. FSU (11/18/09)
Fewest Points, Half (modern day).....	10 vs. Florida State (11-18-09)
Most Points Allowed.....	126 vs. Oral Roberts (2-17-79)
Most Points Allowed, Half.....	66 at Troy State (2-27-03)
Fewest Point Allowed4 vs. St. Pete JC (3-6-46)
Fewest Points Allowed (modern day)	36 vs. Johnson & Wales (11-24-08)
Fewest Points Allowed, Half	2 vs. St. Pete JC (3-6-46)
Fewest Points Allowed, Half (modern day).....	13 vs. Samford (2-3-94)

Individual Single Game Records

Points	48 by Mel Daniels vs. UNC Wilmington (2-19-77)
Field Goals Made.....	20 by Bob Jenkins vs. Frederick (2-17-66)
Field Goals Attempted	36 by Earnest Killum vs. Georgia Southern (3-7-70)
Field Goal Pct.....	92.3 (12-13) by Chad Lambert vs. FIU (1-25-96)
Consecutive FG Made.....	16 by Jim Ramsey vs. Mercer (2-12-81)
.....	16 by Jim Ramsey vs. Samford (2-14-81)
.....	16 by Jim Ramsey vs. Jacksonville (2-17-81)
3-Point FG Made	8 by Alex Urosecic vs. Eckerd (11-29-89)
3-Point FG Attempted.....	12 by Aaron Graham vs. Belmont (2-13-12)
.....	12 by Joel Naburgs vs. FGCU (1-25-11)
.....	12 by Mark Brisker vs. St. Leo (11-30-91)
.....	12 by A.J. Smith vs. Belmont (2-2-09)
.....	12 by Mark Brisker vs. Bethune-Cookman (11-25-91)
3-Point FG Pct.....	100.0 (6-6) by Jason Alexander vs. Fla. Atlantic (1-27-96)
Free Throws Made	21 by Barry Faith vs. Chicago State (2-28-72)
.....	21 by Jason Alexander vs. Mercer (2-11-95)
Free Throws Attempted	23 by Jason Alexander vs. Mercer (2-11-95)
Free Throw Pct.....	1.000 (18-18) by Bill Hester vs. Miami (2-14-65)
Consecutive FT Made	21 by Barry Faith vs. Chicago St. (2-28-72)
Rebounds	25 by Ralph Miller vs. Pikeville (12-9-57)
Assists	15 by Brad Weston vs. Southwestern Louisiana (1-18-82)
Steals	8, twice by Alexis McMillan, last vs. Campbell (1-25-03)
Blocked Shots.....	8, three times by Lorenzo Williams, last vs. Samford (1-31-91)

SEASON-BY-SEASON LEADERS

Year	Scoring.....	Points-Avg.
2013	Adam Pegg.....	470-15.7
2012	Adam Pegg.....	433-14.9
2011	Ridge Graham.....	390-12.6
2010	AJ Smith.....	416-14.9
2009	Garfield Blair.....	518-17.3
2008	Garfield Blair.....	499-16.1
2007	Garfield Blair.....	408-13.2
2006	E.J. Gordon.....	465-15.5
2005	Anthony Register.....	434-16.1
2004	E.J. Gordon.....	454-16.8
2003	E.J. Gordon.....	383-14.7
2002	Ravii Givens.....	337-13.0
2001	Sebastian Singletary ..	418-14.4
2000	Sebastian Singletary ..	428-15.3
1999	Garrett Davis.....	446-16.5
1998	Jeff Warbritton.....	372-14.3
1997	Garrett Davis.....	343-12.7
1996	Jason Alexander.....	537-19.9
1995	Kerry Blackshear.....	552-20.4
1994	Kerry Blackshear.....	390-17.0
1993	Donell Grier.....	504-18.7
1992	Mark Brisker.....	633-22.6
1991	Mark Brisker.....	603-19.5
1990	Maurice Cowan.....	596-18.6
1989	Randy Anderson.....	419-15.5
1988	Randy Anderson.....	376-15.7
1987	Randy Anderson.....	490-15.8
1986	Charles Stevenson.....	381-13.6
1985	Jorge Fernandez.....	381-14.1
1984	Glynn Myrick.....	412-14.7
1983	Frank Burnell.....	556-19.9
1982	Frank Burnell.....	483-18.6
1981	Wilbur Montgomery ..	459-17.0
1980	Dirk Ewing.....	394-14.6
1979	Dirk Ewing.....	510-18.9
1978	Mel Daniels.....	508-18.8
1977	Mel Daniels.....	536-19.9
1976	Dave Stowers.....	494-19.0
1975	Otis Johnson.....	413-15.9
1974	John Haslem.....	420-16.2
1973	Bill Williams.....	381-15.2
1972	Ron Beal.....	454-18.2
1971	Ron Beal.....	484-17.3
1970	Earnest Killum.....	741-25.6
1969	Earnest Killum.....	630-24.2
1968	Derrell Boone.....	336-14.0
1967	Bob Jenkins.....	487-18.0
1966	Bob Jenkins.....	385-16.0
1965	Bill Hester.....	485-20.2
1964	Bill Hester.....	402-16.1
1963	Lamar Deaver.....	511-18.3
1962	Joel Hancock.....	554-19.8
1961	D. Epting/J. Hancock..	504-18.7
1960	Bill Schneider.....	432-14.9
1959	Gene Wells.....	622-22.2
1958	Gene Wells.....	524-21.0
1957	Dave Howard.....	369-14.8




Garfield Blair

Year	Rebounding.....	Reb.-Avg.
2013	Willie Green.....	206-6.6
2012	Adam Pegg.....	159-5.5
2011	Ridge Graham.....	187-6.0
2010	Ridge Graham.....	175-6.0
2009	Garfield Blair.....	232-7.7
2008	Garfield Blair.....	178-5.7
2007	Garfield Blair.....	178-5.7
2006	E.J. Gordon.....	194-6.5
2005	E.J. Gordon.....	186-6.9
2004	E.J. Gordon.....	192-7.1
2003	Josef McNeal.....	126-4.8
2002	Santos Hampton.....	201-7.7
2001	Hampton/Singletary....	268-9.2
2000	Sebastian Singletary ..	260-9.3
1999	Sebastian Singletary ..	226-8.4
1998	Jeff Warbritton.....	231-8.9
1997	Fred Entenman.....	173-6.4
1996	Kerry Blackshear.....	191-7.1
1995	Kerry Blackshear.....	184-6.8
1994	Ehren Wallhoff.....	143-4.9
1993	Donell Grier.....	173-6.4
1992	Donell Grier.....	227-8.1
1991	Lorenzo Williams.....	312-10.1
1990	Lorenzo Williams.....	269-8.4
1989	Randy Anderson.....	225-8.3
1988	Randy Anderson.....	189-7.9
1987	Randy Anderson.....	311-10.0
1986	Randy Anderson.....	242-9.0
1985	Rodney Williams.....	152-5.4
1984	Mike Reddick.....	237-8.5
1983	Gary Mims.....	189-6.8
1982	Mike Reddick.....	211-7.8
1981	Wilbur Montgomery.....	226-8.4
1980	Wilbur Montgomery.....	200-7.4
1979	Greg Guye.....	213-7.9
1978	Mel Daniels.....	244-9.0
1977	Mel Daniels.....	285-10.6


1976	Pete Nordhorn.....	191-7.3
1975	Otis Johnson.....	233-9.0
1974	John Haslem.....	213-8.2
1973	Bill Williams.....	244-9.8
1972	Ron Beal.....	142-5.7
1971	Ken Showers.....	351-13.5
1970	Derrell Boone.....	225-7.8
1969	Ken Showers.....	302-11.6
1968	Chris Ralston.....	207-8.0
1967	Chris Ralston.....	211-7.8
1966	Ron Moore.....	215-8.6
1965	Ron Moore.....	250-9.6
1964	Bill Hester.....	263-10.5
1963	Lamar Deaver.....	300-10.7
1962	Lamar Deaver.....	242-8.6
1961	Dalton Epting.....	327-12.1
1960	Bill Schneider.....	282-9.7
1959	Ralph Miller.....	360-12.9
1958	Ralph Miller.....	248-10.3
1957	Mac Stones.....	282-11.3

Year	Assists.....	Ast.-Avg.
2013	Joel Naburgs.....	121-3.9
2012	Joel Naburgs.....	74-2.6
2011	Corey Walden.....	78-3.3
2010	Brandon Williams.....	78-2.7
2009	A.J. Smith.....	110-3.8
2008	A.J. Smith.....	80-2.5
2007	Gabe McMillen.....	99-3.2
2006	E.J. Gordon.....	92-3.1
2005	Will Holloman.....	75-2.9
2004	E.J. Gordon.....	83-3.1
2003	Ravii Givens.....	73-2.9
2002	Ravii Givens.....	98-3.8
2001	Ravii Givens.....	173-6.0
2000	Ravii Givens.....	110-4.4
1999	Mario Haynes.....	102-4.1
1998	Mario Haynes.....	83-3.2



Mel Daniels

SEASON-BY-SEASON LEADERS



Lorenzo Williams


1997	Kennith Johnson	90-3.3
1996	Jason Alexander	119-4.4
1995	Jason Alexander	139-5.6
1994	Tremayne Thomas	90-3.1
1993	Rob Wilkes.....	111-4.1
1992	Rob Wilkes.....	116-4.1
1991	Frank Ireland	126-4.2
1990	Frank Ireland	171-5.7
1989	Frank Ireland	137-4.7
1988	Terry Johnson.....	135-4.8
1987	Terry Johnson.....	179-5.8
1986	Terry Johnson.....	115-4.1
1985	Robert Rowe	87-3.3
1984	Glynn Myrick.....	135-4.8
1983	Glynn Myrick.....	95-3.4
1982	Brad Weston.....	145-5.4
1981	Brad Weston.....	133-4.9
1980	Brad Weston.....	129-4.8
1979	Brad Weston.....	110-4.1
1978	Glenn Wilkes Jr	122-4.7
1977	Buzzy O'Connell	162-6.0
1976	Buzzy O'Connell	142-5.5

Year	Steals	Stl.-Avg.
2103	Chris Perez	35-1.1
2012	Aaron Graham.....	39-1.3
2011	Corey Walden	56-2.3
2010	Ridge Graham	39-1.3
2009	Kris Thomas.....	37-1.3
2008	Kris Thomas.....	44-1.4
2007	Gabe McMillen.....	60-1.9
2006	Anthony Register	64-2.0
2005	E.J. Gordon	53-2.0
2004	E.J. Gordon	66-2.4
2003	Alexis McMillan.....	87-4.0*
2002	Alexis McMillan.....	69-2.7
2001	Ravii Givens.....	47-1.6
2000	Ravii Givens	44-1.8

1999	Sebastian Singletary	55-2.0
1998	Kennith Johnson.....	30-1.2
1997	Kennith Johnson.....	39-1.2
1996	Jason Alexander.....	58-2.1
1995	Jason Alexander.....	46-1.8
1994	Kerry Blackshear	36-1.6
1993	Bryant Conner	34-1.3
1992	Bryant Conner	38-1.7
1991	Frank Ireland.....	38-1.3
1990	Frank Ireland.....	44-1.5
1989	Frank Ireland.....	31-1.1
1988	Terry Johnson.....	29-1.0

Year	Blocks	Blk.-Avg.
2013	Willie Green	41-1.3
2012	Willie Green	39-1.3
2011	Graeme Radford.....	22-0.7
2010	Graeme Radford.....	24-0.9
2009	Tim Lang.....	35-1.2
2008	Tim Lang.....	16-0.5
2007	Tim Lang.....	30-1.0
2006	Chief Kickingstallionsims..	22-0.7
2005	Borislav Djordjic.....	12-0.5
2004	Borislav Djordjic.....	16-0.6
2003	Alexis McMillan.....	22-1.0
2002	Alexis McMillan.....	22-0.8
2001	Sebastian Singletary	28-1.0
2000	Sebastian Singletary	26-1.0
1999	Sebastian Singletary	33-1.2
1998	Chad Lambert	26-1.0
1997	Chad Lambert	21-0.8
1996	Chad Lambert	39-1.4
1995	Milton Turner.....	23-0.9
1994	Travis Garrett.....	33-1.4
1993	Donell Grier	23-0.9
1992	Donell Grier.....	22-0.8
1991	Lorenzo Williams	113-3.6
1990	Lorenzo Williams	121-3.8
1989	Derrall Dumas	53-2.0
1988	Randy Anderson.....	31-1.3

* Led the nation



Jason Alexander



Randy Anderson

STATISTICAL MILESTONES

1,000 Points

1. Kerry Blackshear ('92-96).....	1,826
2. E.J. Gordon ('02-06).....	1,691
3. Randy Anderson ('85-89).....	1,652
4. Garfield Blair ('05-09).....	1,582
5. Ron Beal ('68-72).....	1,559
6. Dalton Epting ('58-62).....	1,548
7. Joel Hancock ('58-62).....	1,539
8. Frank Burnell ('79-83).....	1,491
9. Bob Jenkins ('64-68).....	1,458
10. Anthony Register ('02-06).....	1,414
11. Bill Hester ('61-65).....	1,384
12. Earnest Killum ('68-70).....	1,371
13. Derrell Boone ('66-70).....	1,342
14. A.J. Smith ('06-10).....	1,313
15. Garrett Davis ('95-99).....	1,302
16. Mark Brisker ('90-92).....	1,236
17. Ravii Givens ('99-03).....	1,228
18. Jim Kitchens ('54-58).....	1,226
19. Bryant Conner ('94-90).....	1,223
20. Greg Guye ('77-80).....	1,192
21. Wilbur Montgomery ('77-81).....	1,190
22. Sebastian Singletary ('98-01).....	1,189
23. Walt Kilcullen ('64-68).....	1,170
24. Gene Wells ('57-59).....	1,146
25. Santos Hampton ('98-02).....	1,136
26. Frank Ireland ('87-91).....	1,113
27. Mike Reddick ('80-84).....	1,101
28. Jim Tavenier ('49-53).....	1,100
29. Mel Daniels ('76-78).....	1,044
30. Glynn Myrick ('80-84).....	1,012
31. Jason Alexander ('94-96).....	1,010

100 Steals

1. E.J. Gordon ('02-06).....	235
2. Anthony Register ('02-06).....	172
3. Alexis McMillan ('01-03).....	156
4. Kerry Blackshear ('92-96).....	152
5. Ravii Givens ('99-02).....	150
6. Gabe McMillen ('03-07).....	149
7. Kris Thomas ('05-09).....	135
8. Sebastian Singletary ('98-01).....	133
9. Kenneth Johnson ('95-99).....	129
10. Frank Ireland ('87-91).....	127
Randy Anderson ('85-89).....	127
12. Bryant Conner ('90-94).....	121
13. Garfield Blair ('05-09).....	117
14. Jason Alexander ('94-96).....	104

500 Rebounds

1. Ken Showers ('67-71).....	980
2. Randy Anderson ('85-89).....	967
3. Santos Hampton ('98-02).....	932
4. Dalton Epting ('58-62).....	826
5. Bill Hester ('61-65).....	775
6. Sebastian Singletary ('98-01).....	754
7. Bill Schneider ('56-60).....	732
8. Ron Beal ('68-72).....	702
9. E.J. Gordon ('02-06).....	690
10. Mike Reddick ('80-84).....	679
11. Garfield Blair ('05-09).....	676
12. Wilbur Montgomery ('77-81).....	646
13. Kerry Blackshear ('92-96).....	643
14. Chris Ralston ('65-69).....	625
15. Derrall Dumas ('88-91).....	623
16. Derrell Boone ('66-70).....	617
17. Ralph Miller ('57-59).....	608
18. Ehren Wallhoff ('91-95).....	582
19. Lorenzo Williams ('89-91).....	581
20. Mac Stones ('55-57).....	580
21. Greg Guye ('77-80).....	546
22. Lamar Deaver ('61-63).....	542
23. Mel Daniels ('76-78).....	529
24. Gary Mims ('81-84).....	512
25. Jimmy Kuhl ('85-89).....	511

300 Assists


1. Frank Ireland ('87-91).....	526
2. Brad Weston ('78-82).....	517
3. Terry Johnson ('85-89).....	507
4. Ravii Givens ('99-03).....	454
5. Buzzy O'Connell ('73-77).....	390
6. Rob Wilkes ('89-93).....	369
7. Glenn Wilkes Jr. ('76-80).....	348
8. Glynn Myrick ('80-84).....	323

100 Blocks

1. Lorenzo Williams ('89-91).....	234
2. Randy Anderson ('85-89).....	168
3. Derrall Dumas ('88-91).....	134
4. Mike Reddick ('80-84).....	126
5. Chad Lambert ('94-98).....	107



Mark Brisker



Frank Burnell

HONORS AND AWARDS

All-America

Joel Hancock	
1960-61	NAIA (honorable mention/AP)
1960-61	NAIA (honorable mention/UPI)
1960-61	NAIA (honorable mention/Chuck Taylor)
Lamar Deaver	
1962-63	NAIA (honorable mention/UPI)
Earnest Killum	
1968-69	NCAA "College" Div. (3rd Team/NABC)
1968-69	NCAA "College" Div. (1st team/AP)
1968-69	NCAA "College" Div. (2nd team/UPI)
1969-70	NCAA "College" Div. (3rd Team/NABC)
1969-70	NCAA "College" Div. (1st team/AP)
1969-70	NCAA "College" Div. (2nd team/UPI)

1st Team All-Conference

Randy Anderson, f	1986-87
Randy Anderson, f	1988-89
Derrall Dumas, c	1989-90
Mark Brisker, g	1990-91
Mark Brisker, g	1991-92
Donell Grier, f	1992-93
Jason Alexander, g	1994-95
Kerry Blackshear, g/f	1994-95
Jason Alexander, g	1995-96
Jeff Warbritton, c	1997-98
Sebastian Singletary, f	1999-00
Sebastian Singletary, f	2000-01
Adam Pegg, c	2012-13

2nd Team All-Conference

Gary Coachman, f	1986-87
Randy Anderson, f	1987-88
Lorenzo Williams, c	1990-91
Bryant Conner, g	1992-93
Kerry Blackshear, g/f	1993-94
Garrett Davis, g/f	1998-99
E.J. Gordon, g	2003-04
Anthony Register, g	2004-05
E.J. Gordon, g	2005-06
Garfield Blair, g	2007-08
Garfield Blair, g	2008-09
Adam Pegg, f	2011-12
Chris Perez, g	2012-13

3rd Team All-Conference

Maurice Cowan, g	1989-90
Kerry Blackshear, g/f	1994-95
Sebastian Singletary, f	1998-99

All-Freshman Team

Kerry Blackshear, g/f	1992-93
Eugene Ambrose, g	2000-01
Mark Stiles, c	2001-02
E.J. Gordon, g	2002-03
Ridge Graham, f	2009-10
Luis Jacobo, f	2010-11
Corey Walden, g	2010-11

Player of the Year

Kerry Blackshear	1994-95
------------------	---------

Coach of the Year

Dan Hipsher	1994-95
-------------	---------

Newcomer/Freshman of the Year

Mark Brisker	1990-91
Kerry Blackshear	1992-93
Jason Alexander	1994-95
E.J. Gordon	2002-03

All-Tournament

Randy Anderson	1986-87
Gary Coachman	1986-87
Frank Ireland	1989-90
Bryant Conner	1993-94
Travis Garrett	1993-94
Patrick Sams	1993-94
E.J. Gordon	2005-06

Academic All-Conference

Adam Pegg	2012-13
Hunter Miller	2012-13

A-Sun Scholar-Athlete of the Year

Adam Pegg	2012-13
-----------	---------

Player of the Week

Jason Alexander	3
Randy Anderson	3
Kerry Blackshear	4
Garfield Blair	1
Mark Brisker	2
Maurice Cowan	1
Garrett Davis	1
Ravii Givens	1
E.J. Gordon	2
Ridge Graham	1
Donnell Grier	2
Santos Hampton	3
Terry Johnson	1
Gabe McMillen	1
Joel Naburgs	1
Adam Pegg	1
Chris Perez	1
Anthony Register	1
Patrick Sams	1
Sebastian Singletary	2
A.J. Smith	1
Jeff Warbritton	1

ALL-TIME LETTERWINNERS

Jason Alexander	A 1994-96	Jim Carlin	1951-54	Tracy Echols	E 1980-81	John Gorzeman	1931-33
Frank Allen	1968-69	Forsyth Caro	1916-17	Findley Edge	1935-38	Dean Gough	1934-36
Eugene Ambrose	2000-01	Jack Carson	1957-59	Richard Elton	1932-33	Aaron Graham	2010-13
Kenneth Anderson	1949-50	Ted Cassidy	1950-51, 1952-55	Phil Enlow	1947-48	Ridge Graham	2009-11
Levan Anderson	1974-75	Joseph Check	1931-33	Fred Entenman	1993-97	Cecil Grant	1928-29
Randy Anderson	1985-89	Bill Clark	1962-65	Dalton Epting	1958-62	Bernie Gray	1960-61
Robert Anderson	1936-38	Gary Coachman	1982-83, 1984-87	Ed Eubanks	1958-60	Willie Green	2011-13
Russell Anderson	1941-42	Isaac Coats	1975-77	Bert Eustice	1926-29	Mel Gregory	1954-58
Hicks Arnold	1939-40	Charles Cobb	1936-39	George Everett	1947-49, 1950-51	Donell Grier	1991-93
		Steve Coleman	1987-89	Dirk Ewing	1978-80	Jimmy Gross	1925-27
Glenn Bailey	B 1916-17	Leland Collins	1920-23	Barry Faith	F 1971-72	Jesse Grove	1967-71
Rick Bales	1971-72	John Colombo	1934-36	Carl Farriss	1911-12, 1913-14	Greg Guye	1977-80
Gabriel Barbosa	2004-05	Bryant Conner	1990-94	Lloyd Fenno	1914-17, 1919-20	Page Haddock	H 1933-34
Tom Barnard	1961-62, 1963-65	Charles "Corky" Corzine	1978-80	Jorge Fernandez	1981-85	Willard Haldeman	1931-33
Robert Barnes	1940-42	Dimitri Cosmios	1992-95	Howard Fisher	1913-14	Roger Halle	1949-50
Mike Barnett	1986-88	Charles Covington	1923-25	Frank Foltz	1940-42	Ken Hamen	1971-72
Ron Barnhill	1989-90	Maurice Cowan	1988-90	Steve Forbes	2010-11	William Hamilton	1920-21
H.H. Baskin	1914-15	Marcus Cowart	1990-91	Curt Forrester	1975-78	Santos Hampton	1998-02
Phil Bassan	2009-10	Willoughby Cox	1919-21	Roy Fox	1946-47	Joel Hancock	1958-62
Guy Batsel	1964-66	Kevin Craig	2002-04	Chet Freeman	1924-28	Shanks Hansel	1950-54
Lance Baylis	1977-78	Steve Crombie	1923-26	Richard Fromhart	1934-36	John Harriman	1929-31
Ronald Beal	1968-72	Bob Crumpton	1952-56	Linwood Funderburk	1945-46	John Haslem	1972-74
Charles Behrens	1946-48	Stanley Culp	1927-28	Archie Gale	G 1968-70	Dewey Hawkins	1940-41
Ed Benjamin	1948-49	Eric Cumbie	1985-89	Curtis Gardine	1915-17, 1919-21	Alfred Hayes	1946-49
Lawrence Bernard	1924-28	Bill Cunningham	1981-82	Billy Garrett	1951-54	Edwin Haynes	1982-83
Mike Bezner	1973-75	Jay Daniels	D 1984-86	Travis Garrett	1992-94	Mario Haynes	1997-00
Rob Biasotti	1986-88	Kenny Daniels	1989-91	Terry Gates	1976-77	Hakim Hazim	1987-88
Edwin Binford	1934-36	Mel Daniels	1976-78	Harry Gaylord	1932-34	Bob Hearin	1956-58
Donald Black	1942-43	Larry Davenport	1967-68	Torbjorn Gehrke	1987-89	Clark Heffrin	1930-31
Kerry Blackshear	1992-96	Dave Davidson	1967-69			Tony Hemphill	1983-85
Garfield Blair	2005-09	Garrett Davis	1995-99			Beryl Heninger	1927-28
Pete Blodnick	1978-79	Lamar Deaver	1961-63			Bill Hester	1961-65
Derrell Boone	1966-70	Norris Deaver	1945-46			Vern Higgs	1955-56
Larry Bottom	1948-51	Tommy Deen	1945-46			David Hill	1994-97
Gene Bowden	1950-51	Chris Desiderio	1989-92			Tony Hill	1971-73
Joyce Bowen	1921-23	Derrick DeWitt	1999-00, 2001-04			Andrew Himel	2002-03
Shawn Bowen	2007-10	Dennis Diaz	2011-13			Greg Hinman	1982-86
Tom Boynton	1946-47	Eric Diaz	2005-09			J.J. Hirst	2004-08
Richard Branham	1935-38	Steve Dixon	1974-75			Kelly Hite	1998-00
Ben Bridges	2004-05	Borislav Djordjic	2003-05			Frank Hobson	1922-24
J.C. Bridges	1972-75	John Dompe	1957-61			Howard Hodgden	1913-17
Mark Brisker	1990-92	Al Dompe	1932-33			Steve Hoffert	1997-01
Jack Brooks	1947-49	Jack Dortch	1964-65			Steve Holland	1967-70
Peter Brooks	1959-61	Fritz Drake	1937-39			William Hollander	1915-16
Karl Bruschayt	1989-91	Harris Drew	1922-23			Karl Hollingsworth	2004-06
Fred Bryant	1963-66	Art Drogue	1965-66			Will Holloman	2004-05
Steve Buchanan	1963-67	Jimmy Duffett	1945-46			Beemer Hoolihan	1955-57
Frank Burnell	1979-83	Brown Dumas	1928-29			Richard Hopkins	1954-55
Craig Butts	2000-02	Derrall Dumas	1988-91			Jim Horn	1989-91
Bill Byrom	1949-50	Forrest Dunkle	1913-14	Eddie Gilliland	1915-17, 1919-20	Dave Howard	1953-57
George Cadwallader	C 1928-29	John Dunn	1980-83	Ravii Givens	1999-03	Ed Hughes	1939-40
Raymond Cagni	1936-38	Olivier Dupiton	2007-10	Floyd Gladden	1959-63	Kernel Hughes	1921-22
Henry Callahan	1924-25	Michael DuPont	1984-86	Ryan Gladieux	1993-94, 1995-98	Tom Hunter	1976-77
Jerry Callahan	1955-56	Don Eakin	1948-52	James Golden	1939-42		
James Camp	1927-28			E.J. Gordon	2002-06	John Imgrund	1951-54



Derrick DeWitt

ALL-TIME LETTERWINNERS

SEASON PREVIEW

COACHING STAFF

MEET THE HATTERS

2012-13 REVIEW

HISTORY & RECORDS

THIS IS STETSON

I
Frank Ireland 1987-91
Don Iverson 1955-58

J
Tim Jacobs 1988-89
Roland Jarrard 1946-47
Jim Jarrett 1962-64
Fred Jefferson 1957-59
Bob Jenkins 1964-68
Eddie Jenkins 1982-84
Martin Jenkins 1986-88
Bryan Jennings Jr. 1941-42
Bryan Jennings 1911-12, 1913-15
Earl Jenkinson 1928-30
Luis Jacobo 2010-11
Albert Johnson 1977-78
Bill Johnson 1950-51
Carl Johnson 1929-30
Clifford Johnson 1979-81
Harold Johnson 1930-31
Kenneth Johnson 1995-99
Otis Johnson 1974-75
Terry Johnson 1985-89
Horace Jonah 1931-32
Denton Jones 1972-74
Derrick Jones 1984-86
Hugh Jones 1911-12
Robert Jones 1940-41
Shanne Jones 1994-95
A.A. "Steve" Jordan 1913-14
J. Willis Junkin 1914-15

K
Walter Kaczmarek 1978-81
Edward Kaleel 1940-41
William Kaleel 1928-29
John Kearns 1946-49
Peyton Keaton 1992-93
John Kee 1990-91
Ron Kellam 1993-96
Chief Kickingstallionsims 2004-06
Walt Kilcullen 1965-68
Earnest Killum 1968-70
Ken Kincaid 1962-64
Keith King 1954-55
Mike Kirk 1976-78
Thomas Kirkland 1936-39
Jim Kitchens 1954-58
Mike Klarer 1968-69
Ed Knittle 1933-34
Jimmy Kuhl 1985-89
Jerry Kunes 1945-46
Rudolph Kunkel 1920-22

L
Eugene Lamb 1939-41
Chad Lambert 1994-98
David Lang 1936-37
Tim Lang 2006-09



Alexis McMillan

Tom Lawrence 1933-35
Tommy Lawrence 1971-73
Ken Lawson 1957-58
Mike Lay 1975-77
Richard Layer 1954-57
Harry Leighty 1945-46
Hank Levine 1950-51
Bill Livingston 1947-49
Bob Lockett 1933-34
Todd Loe 1974-76
Mark Lohuis 2006-10
John Loveland 1966-70
Danny Lucas 1982-84, 1985-87

M
Bob Mack 1969-71
Mike Maloney 1980-82
Gene Mancino 1949-50
Ryan Marifke 1994-96
Max Markovitz 1922-23
Earl Marsh 1946-49
Ed Marsh 1925-27
Alex Mathis 1938-40
Kris Matuszewski 1993-94
Jordan Maynard 1946-50
Donnie Mays 1982-84
Ricky McConnell 1998-02
Wilton McCully 1948-50
Frank McDonald 1941-42
Derrick McDowell 1978-82
Liam McInerney 2009-13
Trevour McIntosh 2002-06
Barney McLaughlin 1959-60
Alexis McMillan 2001-03
Gabe McMillen 2003-06
Josef McNeal 2000-04
Hamilton McPherson 1913-14
Dawson McQuaig 1955-56


Dale Melching 1941-43
Kevin Meredith 2001-02
Pete Mikell 1929-30
Don Miller 1958-60
Francis Miller 1916-17
Hunter Miller 2012-13
Nate Miller 1994-98
Ralph Miller 1957-59
Rufus Miller 1915-17, 1919-22
Russell Milton 1959-60
Gary Mims 1980-84
Frank Minehart 1935-37, 1938-39
Nelson Minter 1915-16
Curt Moffett 1955-57
Wilbur Montgomery 1977-81
Ray Moody 1961-62
Ron Moore 1964-66
Roy Moore 1924-25
Diego Morales 2010-12
Paul Morris 1974-76
Robert Morris 1928-32
Van Morris 1998-99, 2000-03
Winfield Mosley 1929-32
William Mox 1927-30
Glenn Myrick 1980-84

N
Joel Naburgs 2009-13
Rudy Nelson 1932-34
John Nesbit 1959-60
Edwin Nesmith 1947-49
Robert Newman 1928-29
Walt Nichols 1949-51
Harry Nickerson 1911-12
Kelsa Nixon 1950-51
Pete Nordhorn 1972-76
Calvin Norman 1975-76
Thomas Norris 1921-22
Burdette Northrup 1914-15
Paul Northrup 1914-15
Royal Nunamaker 1925-26

O
Buzzy O'Connell 1973-77
J.W. O'Connell 1915-16
John Offutt 1934-36
Howard O'Flynn 1951-52
Collins Okafor 2006-07
Jack Oksnee 1950-53
Sheldon Oliver 2006-10
Joe O'Lone 1947-49
Pat O'Neal 1958-61
Jim Orr 1968-72
Louis Ossinsky 1923-24
Keith Ostwalt 1966-68
Tony Overton 1991-93
Brad Painter 1989-90

P
Floyd Palmer 1915-16
Jack "Sonny" Parker 1957-58
Doug Parlin 1964-66
Clifford Parmley 1938-40
Bob Paschal 1962-64
Evan Patterson 2002-03
Tyshawn Patterson 2009-12
Jermol Paul 2010-12
Robert Peck 1949-50
Adam Pegg 2011-13
Chris Perez 2011-13
Arvid Peterson 1949-52
Rudolph Peterson 1914-15
Herbert Phillips 1934-36
Bill Pickens 1963-64
James Pitchford 1977-78
Tanner Plemmons 2012-13
John Poole 1961-62
Phil Pratt 1973-77
Greg Price 1970-73
Dave Purdue 1976-78
Spence Purnell 2010-11
Carl Purtz 1940-43
Kenneth Purtz 1941-43, 1946-47
Walter Purtz 1941-43, 1945-47

R
Graeme Radford 2007-11
Chris Ralston 1965-69
Jim Ramsey 1979-81
Dana Rasch 1994-95
Herbert Ray 1920-22
Josh Reaser 2000-03
Mike Reddick 1980-84
William Reese 1940-41, 1946-47
Anthony Register 2002-06
Alfred Reid 1942-43
Dick Reinking 1950-52



Mike Reddick

ALL-TIME LETTERWINNERS

William Reynolds	1953-57	Bert Slade	1933-35
Clyde Richardson	1978-79	A.J. Smith	2006-10
Louis Riette	1922-24	Eddie Smith	1973-75
Bert Ripley	1945-46	Jack Smith	1950-54
Rick Roach	1978-82	Kenneth Smith	1930-31
Billy Roberts	1949-50	Lanier Smith	1937-41, 1945-46
Bob Roberts	1948-49	Malon Smith	1958-59
Perry Roberts	1911-12	Phil Smith	1945-46
Will Robertson	1997-01	Steve Smith	1966-67
Donald Robinson	1934-36	Thomas Smith	1923-27
Sam Robinson	1972-73	William Smith	1942-43
Derrick Rogers	2000-01	Robert Snyder	1924-25
Marty Romaine	1973-74	John Socash	1929-32
Ted Rosa	1945-46	Leke Solanke	2012-13
Fred Ross	1970-71, 1973-75	Mark Southall	1990-91
Marty Rossi	1949-52	Jack Sparks	1960-64
Robert Rowe	1984-86	James Staten	1991-93
Charles Rowland	1946-48	Steve Sterling	1969-70
Norman Royal	1925-26	Charles Stevenson	1985-87
Roland Rucker	1982-83	Don Stewart	1942-43
Carroll Runyon	1922-24	Mark Stiles	2001-05
John Russell	1919-21	Wayne Stokes	1971-72
George Rutherford	1915-17, 1919-20	Mac Stones	1950-51, 1954-57
Joseph Ruzzo	1932-33	Dave Stowers	1974-76
Stewart Ryan	1936-39	George Straus	1931-34
Jay Ryczek	2002-06	Steve Surface	1958-59



A.J. Smith


Tremayne Thomas	1991-95
Amara Thompson	2011-12
Ben Thompson	1965-67
Seton Tomy	1968-69, 1972-73
William Tomy	1931-32
Mike Torba	1950-52
Nick Triantafellu	1947-49
Charles Tribble	1922-24, 1925-26
Louis Tribble	1913-15
Kevin Tucker	1977-79
Milton Turner	1994-96, 1997-98
Frank Turnquist	1911-12, 1913-15
Ronald Tyre	1947-48
Esten Ulmer	1927-30
John Urich	1930-32
Alex Urosevic	1988-90
Brian Utley	1995-96
Mike Vacher	1966-68
Harold Vann	1936-40
Nelson Vinal	1946-47

Robert Sample	1939-41	Jim Taveniere	1949-53
Donnell Sampson	1987-91	Charles Taylor	1911-12
Patrick Sams	1992-94	Doug Teal	1945-46
Myron Samson	1946-49	Jack Teare	1923-24
Robert Sandles	1930-33	Dewey Terrell	1960-64
Al Sappia	1949-50	Jimmy Terrell	1961-62
Phil Sargent	1958-59	Kris Thomas	2005-09
Dick Scates	1970-72		
Vince Schaeffer	1937-38, 1939-40		
Mitchell Schemer	1933-34		
Bill Schneider	1956-60		
Harold Schubiger	1919-23		
Marty Schuette	1976-80		
Alan Schwartz	1975-78		
Bob Scott	1960-61		
Charles Scovil	1914-15		
Roy Scovil	1914-15		
Bill Seitz	1972-75		
Steve Sellers	1975-77		
Lester Shebel	1930-32		
Frank Shelton	1961-64		
James Shotten	1939-40		
Ken Showers	1967-71		
Tim Shuler	1981-85		
Dick Silvers	1952-55		
Brad Sinclair	1979-80		
Sebastian Singletary	1998-01		
Frank Siskovic	1955-57		



Sebastian Singletary

Gene Wells	1957-59
C.T. "Spike" Welshinger	1926-29
Brad Weston	1978-82
JR Weston	2009-13
Randy Weston	1980-81
Cliff White	1971-74
Edgar White	1986-87
Russell White	1916-17
Francis Whitehair	1919-21
Everett Whitman	1940-41, 1942-43
Frank Wideman	1911-12
Grant Wilbanks	1947-49
Glenn Wilkes Jr.	1976-80
Rob Wilkes	1989-93
Bill Williams	1972-75
Brandon Williams	2006-10
Lorenzo Williams	1989-91
Louis Williams	1971-73
Rodney Williams	1984-86
Jack Wilson	1954-55
LeRoy Wilson	1972-74
Fred Wimer	1949-50
George Wood	1991-94
Stan Wood	1962-63
Roger Woodbury	1965-69
Duval Woodford	1950-51
Andrew Woodward	1984-88
Herb Wotring	1934-36
Jim Yaeger	1962-66
Alvin Yarger	1926-29
Jim Yonge	1950-54
Les Yother	1971-74
Wes Young	1965-66
Oscar Zachary	1929-30



Rob Wilkes

SEASON PREVIEW
COACHING STAFF
MEET THE HATTERS
2012-13 REVIEW
HISTORY & RECORDS
THIS IS STETSON

ALL-TIME RECORD VS. OPPONENTS

Air Force	1-2	1979-2002	Colgate	1-0	1972	Hartwick	1-0	1967
Akron	0-1	2010	Colorado	0-3	1977-2002	High Point	1-0	1967
Alabama	0-1	1965	Colorado State	0-2	2003-2004	Hofstra	1-1	1980-1990
Alabama-Birmingham	0-1	2007	Columbia	1-1	1975-1978	Houston	0-1	1983
American	1-3	1963-1978	Cumberland	4-0	1961-1966	Houston Baptist	6-3	1979-1989
Anderson (SC)	1-0	1998	Dartmouth	2-2	1970-2002	Idaho State	0-1	1981
Appalachian State	2-0	1956-1980	Davidson	1-0	1915	Illinois State	0-1	1968
Arkansas-Little Rock	4-8	1986-2010	Dayton	0-2	1958-1964	Illinois Wesleyan	2-1	1952-1973
Arkansas State	4-1	1972-1977	Delaware	0-2	1992-2005	Indiana	0-1	2011
Armstrong State	4-0	1969-1984	Denver	0-1	1976	Iona	0-2	1963-1992
Army	1-1	1983-2007	DePaul	0-2	1995-1996	Jacksonville	33-44	1957-2013
Auburn	1-3	1981-1986	DePauw	1-0	1962	Jacksonville State	4-8	1949-2002
Austin Peay State	0-1	1976	Dickinson	1-0	1979	James Madison	0-1	2011
Averett	1-0	2009	Drexel	1-0	1989	Johnson & Wales (FL)	1-0	2008-2008
Ball State	1-0	1981	Duke	1-9	1980-1990	Kennesaw State	9-7	2007-2013
Baltimore	1-0	1981	Duquesne	0-2	1979-1980	Kentucky Wesleyan	1-0	1958
Baldwin-Wallace	2-1	1962-1971	East Carolina	2-0	1956-1978	LaSalle	1-3	1977-1981
Barry	1-0	1992	East Tennessee State	9-11	1972-2013	Lehigh	4-0	1971-1979
Belmont	7-18	1963-2012	Eastern Kentucky	1-0	1986	Liberty	1-0	1989
Belmont Abbey	3-1	1965-1969	Eastern Michigan	0-2	1989	Lipscomb	11-10	2003-2013
Beloit	0-1	1952	Eckerd	9-1	1963-1989	Long Island	1-0	1976
Bethune-Cookman	19-7	1968-2012	Elon	2-1	1923-2000	Longwood	1-1	2007-2008
Birmingham-Southern	5-2	1948-2002	Embry-Riddle	2-0	1995-1996	Loras	1-0	1971
Biscayne	2-0	1970-1975	Emory and Henry	2-0	1936	Louisiana	1-1	1934-1968
Bowling Green	3-0	1951-1977	Erskine	12-6	1935-1958	Louisville	1-5	1953-2009
Bradley	1-0	1989	Evansville	1-0	1978	Loyola (MD)	0-1	1986
Brandeis	1-0	1970	Fairleigh Dickinson	5-0	1966-1974	Loyola Marymount	0-1	1989
Brigham Young	1-0	1990	Ferris State	2-0	1972-1982	MacMurray	2-0	1965-1970
Brooklyn	1-0	1986	Flagler	4-0	1998-2004	Maine	2-0	1969-1977
Brown	2-1	1967-1984	Florida	14-52	1920-2011	Manhattan	1-1	1977-1979
Bucknell	1-0	1972	Florida A&M	7-1	1976-2012	Marist	1-0	1984
Buffalo	1-0	1993	Florida Atlantic	17-15	1993-2012	Marquette	1-8	1978-1987
Buffalo State	2-1	1969-1980	Florida Gulf Coast	6-7	2008-2013	Marshall	5-2	1972-1982
California-Berkeley	2-0	1974-1991	Florida International	6-12	1991-2012	McNeese State	0-2	1975-1993
Cal.-Santa Barbara	0-1	1970	Florida Southern	58-19	1913-1975	Memphis State	0-1	1957
Cal State-Northridge	0-1	1993	Florida State	11-41	1949-2011	Mercer	69-54	1920-2013
Campbell	21-14	1977-2011	Fordham	1-2	1976-1986	Miami (Fla.)	33-49	1927-2012
Catholic	3-0	1972-1997	Fredonia State	2-0	1977-1986	Michigan	3-0	1913
Centenary	14-12	1933-1999	Furman	6-5	1977-2000	Michigan State	0-1	1993
UCF	15-24	1974-2012	Gardner-Webb	5-6	2003-2008	Middle Tennessee State	0-2	1960-1961
Central Michigan	0-2	1974-1993	George Mason	1-0	1979	Milsaps	1-3	1934-1948
Chaminade	1-0	1987	George Washington	2-2	1978-1981	Mississippi	0-2	1992-1996
Coll. of Charleston	7-15	1924-2002	Georgetown	0-1	2005	Mississippi College	4-2	1934-1983
Charleston Southern	8-5	1974-2011	Georgetown (KY)	1-1	1961-1964	Mississippi Southern	2-3	1932-1963
Chicago State	2-0	1970-1971	Georgia	4-6	1930-2004	Mississippi State	0-1	1965
Chicago	1-0	1978	Georgia Southern	29-41	1933-2007	Mississippi Valley State	0-1	1995
Cincinnati	1-1	1982-1986	Georgia State	19-22	1931-2005	Missouri	0-4	1971-2008
Citadel, The	10-8	1931-2005	Georgia Tech	1-1	1919-1972	Monmouth (Ill.)	0-1	1972
Clemson	0-6	1972-1998	Hardin-Simmons	8-1	1976-1990	Monmouth (N.J.)	0-1	1992
Cleveland State	0-1	1978	Hartford	3-0	1971-1983	Morehead State	1-0	1981

ALL-TIME RECORD VS. OPPONENTS

Murray State	1-1	1959-1960	St. Francis (Pa.)	1-1	1973-1976	Virginia	1-1	1973-1974
Navy	1-0	1981	St. Francis (N.Y.)	1-0	1982	Virginia Commonwealth	0-1	2012
Nevada-Las Vegas	0-4	1969-1981	St. Joseph's (Maine)	2-0	1985-1993	Virginia Military Inst.	2-0	1969-1978
New Hampshire	2-2	1962-2002	St. Joseph's (Pa.)	0-1	1984	Wake Forest	1-3	1916-2010
New Mexico	1-1	1973-1974	St. Leo	4-0	1970-2011	Washington	1-0	1965
New Orleans	5-7	1977-1986	St. Mary's (Calif.)	1-0	1972	Webber International	2-0	2001-2008
Newberry	6-2	1936-1960	St. Peter's	3-3	1956-1970	Weber State	0-1	1999
Niagara	1-0	1981	St. Xavier	1-0	1977	West Florida	2-1	1973-1997
North Carolina	0-3	1985-1987	Samford	29-17	1931-2003	Western Carolina	4-1	1955-2001
North Carolina A&T	1-0	2007	Savannah State	7-5	2006-2012	Western Kentucky	2-6	1935-1984
UNC Asheville	1-0	1992	Seton Hall	1-1	1970-1973	Western Michigan	1-0	1989
UNC Charlotte	1-0	1970	Siena	1-0	1980	West Virginia	1-1	1981-1982
UNC Wilmington	4-3	1976-1992	Skidmore	1-0	2007	Wichita State	0-1	1990
North Carolina State	0-6	1917-2005	South, Univ. of	5-0	1951-1963	William & Mary	2-3	1971-1997
North Central (Ill.)	1-0	1964	South Alabama	1-1	1975-1976	William Carey	1-0	1960
North Florida	10-7	1993-2013	South Carolina	2-3	1971-1983	William Jewell	0-1	1959
North Texas State	0-2	1959-1969	South Florida	7-17	1971-2012	Wisconsin-Green Bay	1-1	1971-1981
Northeastern	2-1	1986-1994	Southeastern (Fla.)	1-0	2012	Wisconsin-Milwaukee	0-3	1971-1996
Northern Illinois	1-2	1967-1975	Southeastern Louisiana	8-3	1992-1997	Wittenberg	1-0	1966
Northern Kentucky	2-0	2013	Southern Illinois	2-3	1973-1988	Wofford	13-13	1915-1963
Northwestern State	1-0	1977	Southern Methodist	1-3	1992-1997	Wright State	3-0	1973-1975
Notre Dame	0-1	1998	Southwest Missouri	1-0	2000	Xavier	0-1	1986
Oglethorpe	3-2	1959-1961	Southwestern Louisiana	3-12	1959-1986	Yale	1-0	1995
Ohio State	0-3	1977-1984	Spring Hill	3-1	1946-1964	Youngstown St.	0-1	1996
Ohio University	0-1	1978	Stanford	0-1	1995			
Oklahoma	0-2	1971-1972	Tampa	51-13	1934-1970			
Oklahoma City	1-0	1973	Taylor	1-0	1968			
Old Dominion	0-6	1970-1981	Temple	1-0	1982			
Oral Roberts	2-2	1978-1989	Tennessee-Martin	0-1	1984			
Otterbein	1-0	1980	Tennessee Tech	5-6	1932-1982			
Pacific Lutheran	0-1	1956	Tennessee Temple	1-0	1996			
Palm Beach Atlantic	4-1	1996-2010	Tennessee Wesleyan	1-1	1964-1966			
Piedmont	1-0	1956	Texas	0-1	2008-2008			
Pikeville	1-0	1957	Texas-Austin	0-3	1971-1991			
Pittsburgh	0-1	1990	TX-Pan American	1-4	1962-1986			
Presbyterian	7-6	1936-1984	Texas-San Antonio	5-8	1985-1991			
Providence	0-1	1970	Texas Southern	1-0	1995			
Puerto Rico-Mayaguez	2-0	1999-2003	Texas Tech	0-2	1973-2001			
Purdue	1-4	1982-1992	Toledo	0-1	1995			
Radford	1-1	1992-1995	Toronto	1-0	1958			
Rhode Island	0-1	2007	Towson State	1-0	1986			
Rice	0-2	1997-2010	Transylvania	4-2	1959-1967			
Richmond	1-4	1976-2012	Trinity College	1-0	1916			
Rider	2-1	1968-1994	Troy	6-12	1956-2005			
Roanoke	1-0	1970	Tulane	1-8	1958-1999			
Robert Morris	3-0	1976-1981	Union	5-4	1936-1966			
Rochester	2-0	1969-1974	Utica	1-0	1982			
Rollins	74-15	1900-1987	USC Upstate	6-5	2008-2013			
Rutgers	0-1	1975	Valdosta State	1-0	1957			
St. Bernard	1-0	1975	Vanderbilt	0-1	1999			

YEAR-BY-YEAR SUMMARY

1900-01	2-1	.667	Unknown	1957-58	14-11	.560	Glenn Wilkes
1903-04	1-2	.333	Unknown	1958-59	17-11	.607	Glenn Wilkes
1907-08	1-0	1.000	Unknown	1959-60	16-13	.552	Glenn Wilkes
1909-10	2-2	.500	Unknown	1960-61	20-7	.741	Glenn Wilkes
1911-12	1-7	.125	Neil Jones	1961-62	16-12	.571	Glenn Wilkes
1913-14	9-2	.818	Steve Jordan	1962-63	15-13	.536	Glenn Wilkes
1914-15	4-8	.333	S.B. Jennings	1963-64	16-9	.640	Glenn Wilkes
1915-16	14-2	.875	W. Hollander	1964-65	16-10	.615	Glenn Wilkes
1916-17	12-9	.571	W. Hollander	1965-66	13-12	.520	Glenn Wilkes
1917-18	No Team (World War I)			1966-67	17-10	.630	Glenn Wilkes
1918-19	No Team (World War I)			1967-68	8-18	.308	Glenn Wilkes
1919-20	11-2	.846	Pug Allen	1968-69	14-12	.538	Glenn Wilkes
1920-21	5-2	.714	Pug Allen	1969-70	22-7	.759	Glenn Wilkes
1921-22	1-3	.250	Pug Allen	1970-71	19-9	.679	Glenn Wilkes
1922-23	3-6	.333	Pug Allen	1971-72	6-20	.231	Glenn Wilkes
1923-24	9-6	.600	Pug Allen	1972-73	15-11	.577	Glenn Wilkes
1924-25	8-5	.615	H. McQuillan	1973-74	17-9	.654	Glenn Wilkes
1925-26	17-4	.806	H. McQuillan	1974-75	22-4	.846	Glenn Wilkes
1926-27	5-4	.556	H. McQuillan	1975-76	17-9	.654	Glenn Wilkes
1927-28	4-5	.444	H. McQuillan	1976-77	15-12	.556	Glenn Wilkes
1928-29	8-4	.667	H. McQuillan	1977-78	14-13	.519	Glenn Wilkes
1929-30	5-8	.385	H. McQuillan	1978-79	15-12	.556	Glenn Wilkes
1930-31	13-6	.684	H. McQuillan	1979-80	15-12	.556	Glenn Wilkes
1931-32	19-0	1.000	H. McQuillan	1980-81	18-9	.667	Glenn Wilkes
1932-33	13-7	.650	H. McQuillan	1981-82	12-15	.444	Glenn Wilkes
1933-34	11-11	.500	H. McQuillan	1982-83	19-9	.679	Glenn Wilkes
1934-35	12-5	.706	H. McQuillan	1983-84	19-9	.679	Glenn Wilkes
1935-36	13-4	.765	Chet Freeman	1984-85	12-16	.429	Glenn Wilkes
1936-37	14-8	.636	Chet Freeman	1985-86	10-18	.357	Glenn Wilkes
1937-38	12-5	.706	Chet Freeman	1986-87	18-13	.581	Glenn Wilkes
1938-39	14-8	.636	Freeman/Cowell	1987-88	13-15	.464	Glenn Wilkes
1939-40	9-9	.500	Ben Clemons	1988-89	17-12	.586	Glenn Wilkes
1940-41	13-7	.650	Ben Clemons	1989-90	15-17	.469	Glenn Wilkes
1941-42	11-3	.786	Brady Cowell	1990-91	15-16	.484	Glenn Wilkes
1942-43	No Team (World War II)			1991-92	11-17	.393	Glenn Wilkes
1943-44	No Team (World War II)			1992-93	14-13	.519	Glenn Wilkes
1944-45	No Team (World War II)			1993-94	14-15	.483	Dan Hipsher
1945-46	5-3	.625	Brady Cowell	1994-95	15-12	.556	Dan Hipsher
1946-47	11-10	.524	Ben Clemons	1995-96	10-17	.370	Randy Brown
1947-48	8-14	.364	Ben Clemons	1996-97	9-18	.333	Randy Brown
1948-49	2-23	.080	Ben Clemons	1997-98	11-15	.423	Murray Arnold
1949-50	8-15	.348	Bob Trocolor	1998-99	14-13	.519	Murray Arnold
1950-51	14-11	.560	Loren Ellis	1999-00	13-15	.464	Murray Arnold
1951-52	16-4	.800	Jay Pattee	2000-01	17-12	.586	Arnold/Waugh
1952-53	14-10	.583	Dick Morland	2001-02	10-16	.345	Derek Waugh
1953-54	10-10	.500	Dick Morland	2002-03	6-20	.231	Derek Waugh
1954-55	11-10	.524	Dick Morland	2003-04	12-15	.444	Derek Waugh
1955-56	17-6	.739	Dick Morland	2004-05	10-17	.370	Derek Waugh
1956-57	17-8	.680	Dick Morland	2005-06	14-18	.438	Derek Waugh

2006-07	11-20	.355	Derek Waugh
2007-08	16-16	.500	Derek Waugh
2008-09	13-17	.433	Derek Waugh
2009-10	7-22	.241	Derek Waugh
2010-11	8-23	.258	Derek Waugh
2011-12	9-20	.310	Casey Alexander
<u>2012-13</u>	<u>15-16</u>	<u>.484</u>	<u>Casey Alexander</u>
Totals	1195-1051	.532	2246 Games

All-Time Coaches Records

Coach	Years	Won	Lost	Pct.
Glenn Wilkes	36/1957-93	552	435	.559
Derek Waugh	11/2000-111	120	192	.385
Herbert McQuillan	11/1924-35	115	59	.661
Dick Morland	5/1952-57	69	44	.611
Chet Freeman	4/1935-39	45	22	.671
Ben Clemons	5/1939-41, 46-49	43	64	.402
Murray Arnold	4/1997-00	42	47	.472
Dan Hipsher	2/1993-95	29	27	.518
Horace T. "Pug" Allen	5/1919-24	29	19	.604
William "Dutch" Hollander	2/1915-17	26	11	.702
Casey Alexander	2/2011-13	24	36	.400
Brady Cowell	2+/1939, 41-42, 45-46	24	8	.750
Randy Brown	2/1995-97	19	35	.352
Jay Pattee	1/1951-52	16	4	.800
Loren Ellis	1/1950-51	14	11	.560
A.A. "Steve" Jordan	1/1913-14	9	2	.818
Bob Trocolor	1/1949-50	8	15	.348
Unknowns	4/1901-10	6	5	.545
S.B. Jennings	1/1914-15	4	8	.333
Neil Jones	1/1911-12	1	7	.125
Totals		1195	1051	.532

J. Ollie Edmunds Center

The Stetson men's basketball team has called the J. Ollie Edmunds Center home since 1974, but the Hatters have been anything but gracious hosts to their opponents. For the past 39 years, the Hatters have had just three losing seasons at home and have won 65 percent of their games, posting a 348-187 all-time record.



The Edmunds Center opened its doors on Dec. 5, 1974, as Hatter fans witnessed a 73-58 Stetson victory over Marshall. Stetson went on to win the next game, and the next, and the next. In fact, the Hatters went a perfect 16-0 at home that season, and they won their first 20 consecutive games played at the Edmunds Center.

Maintaining a top-notch athletic facility is a continual process, and the work at the Edmunds Center has been at a pace to keep up with the development of the athletic program itself.

Over the years, the Edmunds Center has received a number of physical modifications and equipment upgrades. The scoreboards, shot clocks, bleachers, bench seating, illuminated media tables, floor design and lobby showcase have all recently been upgraded. New chairs were purchased for the team bench areas in 1998. In 1999, NBA-style baskets were added. In 2002, banners were hung in the Edmunds Center rafters for each member of the Stetson Basketball Hall of Fame. In 2005, new bleachers were installed in the east side of the arena.

The Edmunds Center was home to the men's 1991 and 1996 Trans America Athletic Conference Tournaments as well as the women's tournament in 1997. It also served as training camp site for the Orlando Magic of the National Basketball Association in 1992 and 1993, and hosted the NCAA Volleyball Tournament First Round in 1996.



TOP EDMUNDS CENTER CROWDS SINCE 2001

1. 4,652 vs. Florida State (12/5/06)
2. 4,584 vs. Florida State (12/30/03)
3. 4,249 vs. UCF (11/23/10)
3. 4,228 vs. UCF (2/10/05)
4. 4,030 vs. UCF (1/27/01)
5. 3,211 vs. UCF (1/9/04)
6. 3,191 vs. Georgia State (1/31/03)

On December 2, 2004, Stetson University honored its legendary coach Dr. Glenn Wilkes by naming the floor at the Edmunds Center "Glenn Wilkes Court."

During a halftime ceremony of the Stetson-Mercer game, Wilkes was recognized with proclamations from Stetson University and the city of DeLand, he received a watercolor created by long-time university art professor Fred Messersmith, and was repeatedly applauded by thousands of his loyal fans and former athletes in the stands.


"It was quite an honor," Wilkes said after the game. "I enjoyed seeing many of my former players, some that I hadn't seen in 25 or 30 years."

During his 36-year coaching career which came entirely at Stetson, Wilkes won over 550 games and completed 27 winning seasons.

For 36 years, Dr. Glenn Wilkes roamed the sidelines for



Stetson University, leading the Hatters to an unparalleled era of success.



The Wilkes era began in the 1957-58 season and ran consecutively through the 1992-93 campaign, a span of over three-and-a-half decades. He compiled a 552-435 (.559) overall record and finished with 27 winning seasons. He led the Hatters to a school record 22-win season in 1969-70 and again in 1974-75. Wilkes also took Stetson basketball from the NAIA ranks to the NCAA Division I level.

In addition to his accomplishments on the court, Wilkes served the basketball community by sponsoring the first coaching clinic in the south, the first basketball clinic for boys, the first basketball clinic for girls, and the first officials' clinic. He is also an author of four basketball-related books.

Wilkes' tenure at Stetson is still the ninth-longest in NCAA history. Wilkes, who also spent 23 years as the school's athletic director, retired from coaching in 1993.

One of the most highly respected coaches in the history of college basketball, Wilkes ranked among the NCAA's Top 25 Division I coaches in all-time coaching wins prior to his retirement. Entering the 2003-04 season, Wilkes still ranked 64th on the all-time victories list. His players earned a total of 10 All-America awards and 17 played professionally.





DR. WENDY LIBBY

University President

Fifth Year

Cornell

Stetson University entered a new era of leadership in July 2009 when Dr. Wendy B. Libby became the university's ninth president.

Along with Director of Athletics Jeff Altier, Libby was integral in bringing football back to Stetson for the first time since 1956. The Hatters will play their first season in the fall of 2013. Coming with the return of football was the construction of a state-of-the-art field house for not only football, but also men's and women's soccer and the brand new women's lacrosse team. The \$6.7 million, 25,000 square foot facility was completed in August of 2012.

Formerly president of Stephens College in Columbia, Mo., the nation's second-oldest women's institution, Libby has had a broad career in higher education and private industry. An expert in strategic planning, she plans to build on Stetson's values-centered heritage and tradition of academic excellence and communityengaged service learning while movingStetson forward.

Prior to her six years at Stephens College, Libby served as vice president for business affairs and chief financial officer at Furman University, Greenville, S.C., from 1995 to 2003. She has 28 years of administrative and teaching experience in higher education, at institutions including Westbrook College (now part of the University of New England), the University of Hartford, the University of Connecticut Health Center in Farmington, The Ohio State University and Cornell University.

A native of Brooklyn, N.Y., Libby earned her doctorate in Educational Administration from the University of Connecticut. Her undergraduate degree, in Biology with a concentration in Genetics, is from Cornell University. She earned an MBA, with a concentration in Finance, from Cornell's Johnson Graduate School of Management.

Libby is a member of numerous higher education organizations. Last fall, she led a delegation of six college presidents in a visit to Ewha University in Seoul, South Korea. In honor of her outstanding leadership, Libby received the 2007 Athena Award from the Columbia (Mo.) Chamber of Commerce Women's Network for her support of women in realizing their full leadership potential and for contributing to the quality of life in the community. In May, she received the 2009 Outstanding Higher Education Professional Alumni Award at the University of Connecticut.

She and her husband, Dr. Richard M. Libby, have two sons, Glenn and wife Ginger, and Gregg and wife Lori, four grandchildren, a great-granddaughter, and three dogs. An avid reader, she enjoys cooking and entertaining.





JEFF ALTIER

Director of Athletics

17th Year

Stetson, '82

Jeff Altier, a 29-year veteran of the Stetson University athletic department, is in his 17th year as Director of Athletics. During his tenure, Altier has earned a reputation as an outstanding fundraiser and a leader with an eye on the future, and is noted for his active participation in the NCAA governance structure.

Along with President Libby, he was integral in bringing football back to Stetson for the first time since 1956. The Hatters will play their first season in the fall of 2013. Coming with the return of football was the construction of a state-of-the-art field house for not only football, but also men's and women's soccer and the brand new women's lacrosse team. The \$6.7 million, 25,000 square foot facility was completed in August of 2012.

Altier, captain of the nationally-ranked 1982 Hatter baseball team, earned both his bachelor's and master's degrees from Stetson. Upon wrapping up his Stetson baseball career, he spent two years as a player/coach developing the sport in Perth, Australia. He then returned to Stetson as an assistant coach before being promoted to Ticket Manager, Director of Athletic Promotions, and then Associate Athletic Director. In these rolls, he spearheaded the department's development efforts as well as oversaw athletic marketing and promotions, concessions and travel coordination. He was named Director of Athletics in 1996.

Altier also served as Tournament Manager for the NCAA Division I Southeast First and Second Round Men's basketball tournament hosted by Stetson in 1993 and 1996 at the Orlando Arena, and as Tournament Director for the 1999 and 2004 tournament.

Stetson has taken great strides in the area of gender equity under Altier, increasing scholarships, participation opportunities and staffing for women's athletics. The unprecedented success of the women's tennis, golf, soccer, basketball and softball teams in conference competition during Altier's tenure are evidence of his commitment to women's athletics. In fact, under his direction Stetson's women's and men's teams have won an impressive 15 conference championships.

A hallmark of Altier's professional career was the building of Stetson's \$4.5 million baseball facility, Melching Field at Conrad Park. Built in conjunction with the City of DeLand, Melching Field is regarded as one of the nation's premiere college baseball facilities. Altier then turned his attention to construction of an on-campus softball facility, which broke ground in 2002 and was ready for competition in February of 2003. The Patricia Wilson Field has been named Collegiate Softball Field of the Year four times. He was also instrumental in securing new state-of-the-art field lighting for both the softball and soccer fields in 2005. Under his guidance, the Athletic Department has seen the addition of the new Wilson Athletic Center, a \$ 1.5 million health and wellness facility for the use of Stetson student-athletes.

Stetson athletics has continued to grow under Altier's guidance. Three new sports have been added in the last two years, with sand volleyball starting competition in the spring of 2012, women's lacrosse in the spring of 2013 and the return of football in the fall of 2013. The program is also growing in terms of staffing and facilities, with the brand new Athletic Training Center, which houses the football, lacrosse and soccer programs, along with practice fields for football and practice and game fields for soccer and lacrosse.

Altier's leadership has extended beyond campus, as he has taken on Atlantic Sun Conference leadership roles, chairing many committees and serving as conference vice-president. Additionally, he has served on the National Association of College Directors of Athletics Division IAAA board of directors, the NCAA A.E.C. Cabinet and is currently a member of the prestigious NCAA Leadership Council. Locally he has served as president of the DeLand Rotary Club, vice-president of the DeLand Sports Redevelopment Association, and is a graduate of Leadership DeLand and Leadership Orlando. He is currently a member of the board of directors of the Central Florida Sports Commission. Altier was honored as the West Volusia Sportsperson of the Year for 2004. In 2011 Altier was recognized by his peers in the National Association of Collegiate Director of Athletics as the Under Armour Southeast Region Division I Athletic Director of the Year.

Altier's family includes wife, Sarah (Booker) (Stetson B.A. '82, M.Ed. '96), and children Heath (Stetson M.B.A. '09), Brianne, and Garrett.

ATHLETIC FACILITIES

Stetson President Dr. Wendy Libby announced that the University was bringing football back for the first time since 1956 on March 14, 2011. More than a year later, on March 23, 2012, a groundbreaking ceremony for Stetson's \$6.7 million field house and field renovation was held. The 25,000 square foot building on the corner of Minnesota and Amelia avenues houses locker rooms for men's and women's soccer, as well as the brand new football and lacrosse teams at Stetson. Additionally, state-of-the-art sports medicine and strength and conditioning areas are also available to student-athletes at the Stetson University Athletics Training Facility. The facility also includes office and meeting room space for each of the four programs, as well as an equipment room. The VIP room on the second floor of the facility will double as a press box for home soccer and lacrosse games. On one side of the field house are practice fields for the football team, on the other side are game and practice fields for Stetson men's soccer, women's soccer, and lacrosse teams.



Down the street is the Mandy Stoll Tennis Center, home of the Stetson men's and women's tennis programs. Located on the east-side of the DeLand campus, the Mandy Stoll Tennis Center was completed in late 1996. The state-of-the-art facility is named in honor of Mandy Marie Stoll who was the tennis team's top player when she was killed in an automobile accident in April 1988 during her junior year. During her three years as a member of the Stetson tennis team, she set school records of 20 consecutive wins and 27 wins in one season. The facility includes six courts, with plans for six additional courts in the future, a kiosk, three gazebos, courtside bleachers and a new scoreboard. Three of the six courts have been named: one for Mary Estella Palmer McNamara, the late wife of SU trustee Dennis McNamara of Orlando and a Stetson graduate; one in honor of former Stetson tennis coach Vicky Pate, also a Stetson alumna; and one in memory of Mandy Stoll. The Mandy Stoll Tennis Center has served as the host location for four Atlantic Sun Conference Men's and Women's Tennis Championships.



The Stetson softball team has played 10 seasons at Patricia Wilson Field with tremendous success. The Hatters won their first 18 games on their home field in 2003 and have a combined home record of 278-124 (.692). The sparkling facility features spacious dugouts, multiple bullpen and batting cage areas, a state-of-the-art scoreboard, a brilliant lighting system for playing night games, and a concession area. A team field house and a press box were built in 2007-08. In 2010 Stetson hosted the A-Sun Tournament for the fourth year in a row.

One of the most picturesque, fan-friendly stadiums in the nation, Melching Field at Conrad Park will enter its 15th season as the home of Stetson Baseball in 2013. At a cost of \$4.5 million, Melching Field was the result of a joint effort between Stetson University, DeLand Sports Redevelopment Association and the City of DeLand. Built on the same site as old Conrad Park, Melching Field opened on Feb. 12, 1999. Hatter fans have flocked to Melching Field in record numbers. With more than half a million fans since the stadium opened in 1999, Stetson is often ranked nationally among college baseball attendance leaders. Melching Field features permanent seating for 2,500 spectators with grass berms holding approximately 500 additional fans. A full-service concessions area greets visitors upon their entrance to the park on Woodland Boulevard. The 2012 season marked the debut of a new high-tech scoreboard, which is located in left field and is equipped with a state-of-the-art message center and graphics board.



The numerous golf courses in Florida provide the men's and women's golf teams with ample places to play. The Hatters host tournaments every year at the DeLand Country Club, Southridge Golf Club, and Victoria Hills Golf Club. Also, the cross country teams host a meet every October at the Sperring Sports Complex, and the crew team practices and competes at nearby Lake Beresford.

SEASON PREVIEW

COACHING STAFF

MEET THE HATTERS

2012-13 REVIEW

HISTORY & RECORDS

THIS IS STETSON



- The Stetson University Sports Medicine staff is under the direction of the head team physician, three associate physicians, and full time certified athletic trainers providing a full complement of services to enhance the physical performance and personal healthcare of each student-athlete.
- The sports medicine staff's main location is in the athletic training room of the Wilson Athletic Center. The athletic training room is a 2,500 square-foot facility dedicated to the healthcare of all student-athletes. It is stocked with over 9,000 pounds of free weights and selectorized equipment.
- The sports medicine staff is focused on identifying and preventing athletic injuries through the use of a complete line of evaluation tools including a state-of-the-art isokinetic testing and rehabilitation device.
- The addition of the Athletic Training Center brought on an additional state-of-the-art athletic training room.
- The division of sports medicine utilizes a wide array of physicians, counselors, and other allied health care professionals to assist our student-athletes in all aspects of their healthcare, growth, and development.
- A full-time certified athletic trainer is on site for all in season practices, games, weight training, and conditioning sessions.

Sports Medicine Mission Statement

The Sports Medicine Program serves the Stetson University Department of Athletics by providing a comprehensive health care network, wellness and education for each participating member of the Department of Athletics. This health care will place emphasis on the prevention, care, treatment, and rehabilitation of athletic injuries and illnesses. In addition, these services are made available to the remainder of the Stetson University community through our physical therapy alliance.





BRAD LOKEY

Director of Strength & Conditioning

Second Year

Central Methodist, '06

After spending more than three years away from the state of Florida, Longwood native Brad Lokey has returned home to serve as the Director of Strength and Conditioning at Stetson University.

A former member of the United States Marine Corps, Lokey oversees the strength and conditioning program for all 19 of Stetson's varsity sports. Lokey is a certified Strength and Conditioning Coach by the Collegiate Strength & Conditioning Coaches Association as well as by the National Strength & Conditioning Association. He is also certified as a personal trainer.

Lokey comes to Stetson from Cumberland University in Tennessee where he was the Director of Strength & Conditioning. Before that, he spent six months working in the Georgia Tech Strength and Conditioning department – primarily working with the football, softball, swimming and diving and cheerleading squads for the Yellow Jackets.

It was during his time at Georgia Tech when Lokey completed his practicum and internship hours to earn his certification as a strength and conditioning coach.

He also spent time working with the football, men's and women's basketball and wrestling teams at UT-Chattanooga.

Lokey was the first head Strength and Conditioning Coach and Fitness Center Manager at Webber International University in Babson Park, Fla., working in that position for two years. He was responsible for the 19-sport Warriors program, designing and implementing workout programs for all sports, implementing and analyzing results to test the effectiveness of the programs and creating a computer data base for workouts for student-athletes.

Lokey was born in Shelbyville, Tenn., but grew up in Florida, graduating from Lyman High School in Longwood. He received his bachelor's degree in Recreational Administration with minors in Biology and Coaching from Central Methodist University in Fayette, Mo., in December of 2006.

He played football for four years at LHS and two years at CMU before spending four years of honorable military service in the Marine Corps prior to completing his scholastic-athletic endeavors. He earned a master's degree in Business Administration and Sport Management from Webber International in 2009.

Lokey is a member of the National Strength and Conditioning Association (NSCA) and Collegiate Strength and Conditioning Coaches Association (CSCCa). Lokey possesses three credentials from the NSCA including; Registered Strength & Conditioning Coach (RSCC), Certified Strength and Conditioning Specialist (CSCS) and Personal Trainer (CPT). He is also Strength & Conditioning Coach Certified (SCCC) and is recognized as an approved mentor by the CSCCa.



ATLANTIC SUN CONFERENCE



For 35 years, the Atlantic Sun Conference has supported its member institutions in providing inter-collegiate athletics programs committed to Building Winners for Life. The A-Sun meets its mission by maintaining the highest standards in academic and athletic achievement, creating a balance between student and athlete. Adding an emphasis on sportsmanship in the competitive arena and fostering leadership opportunities through community service, the A-Sun, its member institutions and its student-athletes aim for an overall educational experience that is successful in Building Winners for Life.

BUILDING

The student-athletes of the A-Sun consistently achieve academic accolades on a national level...

- As a whole, 64 percent of all student-athletes earned All-Academic status after achieving at least a 3.0 GPA last year. Each of the totals for Presidential Scholar (3.8+ GPA), Commissioner Scholar (3.6-3.79 GPA) and Conference Scholar (3.4-3.59 GPA) were above those for 2011-12. The A-Sun recognized 1,500 student-athletes as All-Academic selections, a total also up from last year by 84.
- For the fourth consecutive year, the A-Sun had at least 90 percent of its teams earn the NSCAA Team Academic Award for posting a team GPA of 3.0 or better.
- The Atlantic Sun Conference set a new high with seven teams receiving the American Volleyball Coaches Association (AVCA) Team Academic Award for the 2011-12 season by their maintaining at least a 3.30 cumulative team grade-point average on a 4.0 scale or a 4.10 cumulative team GPA on a 5.0 scale. The A-Sun's total ranks it in a tie for second among the 31 NCAA Division I conferences.

WINNERS

... while performing at a high level in the competitive arena ...

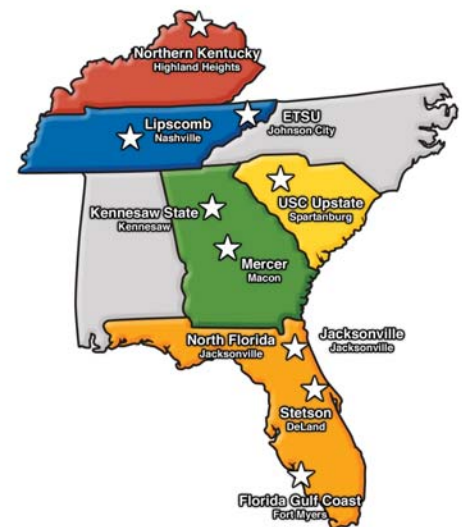
- The A-Sun placed a conference record of four women's basketball teams in postseason play (Stetson - NCAA, FGCU - WNIT, Mercer and Northern Kentucky - WBI).
- The Jacksonville women's track and field team won a conference record seventh consecutive indoor and outdoor track and field titles.
- FGCU men's basketball's historic postseason run includes its first A-Sun title, becoming the first 15-seed to make the Sweet 16 of the NCAA Tournament and the first A-Sun team to advance to the Sweet 16.
- Softball continued its pursuit of becoming a multi-bid sport in 2013 as the league posted the eighth-best RPI in the NCAA, its fifth straight season being ranked in the top-12 and boasted seven top-100 teams including conference champion USC Upstate (41).
- Men's Golf continues to grow into one of the conference's strongest national sports. North Florida became the first A-Sun team to claim a NCAA Regional title in Tallahassee, while Kennesaw State also returned to the NCAA Regionals for the third straight year. Representatives of four schools also participated in NCAA Regional play in 2013. Additionally, North Florida's appearance in the NCAA Championship ups the A-Sun's total to at least one team in the final round in nine of the last 10 years.
- The A-Sun conducted its inaugural season of women's lacrosse, the second of three sports the A-Sun has added since 2011. Men's lacrosse begins its inaugural season in 2013-14. The A-Sun also became the first Division I conference to receive an automatic bid to the AVCA Sand Volleyball National Championship.

FOR LIFE!

...and preparing themselves to become valuable members of their community .

- A total of 84 A-Sun teams met or exceeded the most recent four-year Division I APR of 974. While all exceeded the standard APR multi-year average of 900, even when using the projected future APR multi-year standard of 930, 98 percent of the 155 A-Sun teams in the 2011-12 measure posted above the average.
- The ninth annual Atlantic Sun Student-Athlete Advisory Committee (SAAC) fundraising competition raised more than \$56,000 to benefit charities selected by the SAAC at each of the 10 A-Sun institutions. The total shatters the previous high mark of 22,209.68, set just last year.
- Six Atlantic Sun Conference member institutions were named to the 2012 President's Higher Education Community Service Honor Roll, two with distinction. That number also places the A-Sun among the top half of Division I conferences, as only 12 of 31 conferences had six or more schools recognized.
- The A-Sun has successfully placed 17 individuals on NCAA committees. The conference is the only one in the nation to post Faculty Athletics Representatives on both the Leadership and Legislative Councils.
- Since opening in 1997, Florida Gulf Coast University has amassed more than 1 million service-learning hours and earned national recognition for its program.

Headquartered in Macon, Ga., the A-Sun footprint reaches into seven of the top media markets in the Southeast. The A-Sun includes a blend of the most prestigious and dynamic private and public institutions in the region: East Tennessee State University, Florida Gulf Coast University, Jacksonville University, Kennesaw State University, Lipscomb University, Mercer University, University of North Florida, Northern Kentucky University, University of South Carolina Upstate and Stetson University.



SEASON PREVIEW

COACHING STAFF

MEET THE HATTERS

2012-13 REVIEW

HISTORY & RECORDS

THIS IS STETSON

Location

- The DeLand campus, 25 miles from Daytona Beach and 35 miles from Orlando, is home to the College of Arts and Sciences, School of Business Administration and School of Music.
- The College of Law is in St. Petersburg/Gulfport.
- The Tampa Law Center is in downtown Tampa.
- The Stetson University Center at Celebration is in the Orlando area.

Accreditation and Degrees

Stetson University is accredited by the Commission on Colleges of the Southern Association of Colleges and Schools to award:

- bachelor's, master's and Educational Specialist degrees in the College of Arts & Sciences,
- bachelor's and master's degrees in the School of Business Administration,
- bachelor's degrees in the School of Music,
- the Juris Doctor and Master of Laws degrees in the College of Law,
- a joint J.D.-M.B.A. degree.

The university's programs are accredited by:

- AACSB International-The Association to Advance Collegiate Schools of Business,
- American Bar Association,
- American Chemical Society,
- National Association of Schools of Music,
- National Council for Accreditation of Teacher Education.
- Council for Accreditation of Counseling and Related Educational Programs (CACREP), a specialized accrediting body recognized by the Council for Higher Education Accreditation (CHEA).

DELAND CAMPUS INFORMATION**Facilities**

Stetson University was founded in DeLand in 1883, and the 175-acre DeLand campus is listed on the National Register of Historic Places. Recent improvements to the DeLand campus include:

- \$6.7 million athletics complex, including a field house and four playing fields (under construction),
- addition of a coffeehouse in the Carlton Union Building (completed),
- renovation of Nemece Hall into pet-friendly housing (completed),
- renewal of landscaping and walkways in the campus core (ongoing),
- upgrades to classrooms and the addition of more energy-saving lighting (ongoing).

Recent additions to the DeLand campus include:

- \$8 million Science Center addition to the existing Sage Hall,
- Mary B. McMahan Hall, an addition to the School of Music's Presser Hall,
- Homer and Dolly Hand Art Center,
- Marshall and Vera Lea Rinker Environmental Learning Center.

Within the past seven years:

- a softball training facility was added at Patricia Wilson Field,
- 5 fraternity houses were renovated,
- 6 residential halls were built, 5 of which feature apartment-style living.

**Faculty**

The DeLand campus has 195 full-time faculty members, 95 percent of whom hold Ph.D. or equivalent degrees and who teach undergraduate classes. Our student/faculty ratio is 11-to-1.

Student Body

Stetson's 2,291 undergraduates come from 42 states and 41 foreign countries; 58 percent of undergraduates are female and 42 percent are male.

Study Abroad

Stetson University students may study in other countries for a few weeks to a full semester. Faculty-led programs take place in Austria, Brazil, England, France, Germany, Guatemala, Hong Kong, mainland China, Mexico, Russia, Scotland and Spain. Certain School of Business Administration classes and programs include an overseas component to such locations as Hong Kong, Vietnam, Malaysia, South Africa, New Zealand and Australia.

Athletics


Stetson is a member of the NCAA Division I Atlantic Sun Conference and offers 17 intercollegiate sports: football, baseball, softball, volleyball, sand volleyball, men and women's basketball, men's and women's tennis, men's and women's golf, crew, cross country, men's and women's soccer, and women's lacrosse. The non-scholarship football program will be part of the Pioneer Football League and will play its first games in the fall of 2013. The university also has a vibrant Club Sports program featuring Aikido, croquet, dance, equestrian, men's and women's lacrosse, mixed martial arts, sand volleyball, shooting, skydive, men's soccer, surf, swim, table tennis, tennis, triathlon and ultimate Frisbee.

Student Life

The DeLand campus alone is home to more than 100 student organizations, including service and special interest groups, student government, social fraternities and sororities, and 17 scholastic and honorary societies including Omicron Delta Kappa, Phi Beta Kappa and Alpha Kappa Psi.

Admission

Stetson seeks students with a challenging high school curriculum. The Fall 2011 incoming freshmen class had an average 3.74 GPA, was in the middle 50 percent SAT range of 1070-1240 and the middle 50 percent ACT range of 22-27.



SENIORS



JUNIORS



COACHES



SOPHOMORES



FRESHMEN



Day	Date	Opponent	Location	Time	TV	Radio
Sat.	Oct. 26	TAMPA (Ex.)	Edmunds Center	1:00 p.m.	HatterVision	
Mon.	Nov. 4	PALM BEACH ATLANTIC (Ex.)	Edmunds Center	7:00 p.m.	HatterVision	WSBB
Fri.	Nov. 8	at Clemson	Clemson, S.C.	7:00 p.m.	ESPN3	WSBB
Sun.	Nov. 10	at Notre Dame	South Bend, Ind.	1:00 p.m.	ESPN3	WSBB
Thu.	Nov. 14	at Florida A&M	Tallahassee, Fla.	7:00 p.m.		WSBB
Mon.	Nov. 18	at Florida International	Miami, Fla.	7:00 p.m.		WSBB
Fri.	Nov. 22	at USF	Tampa, Fla.	7:00 p.m.	ESPN3	WSBB
Mon.	Nov. 25	vs. Wagner ^	Estero, Fla.	TBA		WSBB
Tue.	Nov. 26	TBA ^	Estero, Fla.	TBA		WSBB
Wed.	Nov. 27	TBA ^	Estero, Fla.	TBA		WSBB
Sat.	Nov. 30	DAVIDSON	Edmunds Center	1:00 p.m.	HatterVision	WSBB
Tue.	Dec. 3	BETHUNE-COOKMAN	Edmunds Center	7:00 p.m.	HatterVision	WSBB
Sat.	Dec. 7	at UCF	Orlando, Fla.	7:00 p.m.	ESPN3	WSBB
Tue.	Dec. 17	FLORIDA ATLANTIC	Edmunds Center	7:30 p.m.	HatterVision	WSBB
Mon.	Dec. 30	LIPSCOMB *	Edmunds Center	7:00 p.m.	HatterVision	WSBB
Wed.	Jan. 1	NORTHERN KENTUCKY *	Edmunds Center	7:00 p.m.	HatterVision	WSBB
Sun.	Jan. 5	FLORIDA GULF COAST *	Edmunds Center	1:00 p.m.	CSS/ESPN3	WSBB
Thu.	Jan. 9	at Jacksonville *	Jacksonville, Fla.	7:00 p.m.	ASun.TV	WSBB
Sat.	Jan. 11	at North Florida *	Jacksonville, Fla.	7:00 p.m.	ASun.TV	WSBB
Thu.	Jan. 16	ETSU *	Edmunds Center	7:00 p.m.	HatterVision	WSBB
Sat.	Jan. 18	USC UPSTATE *	Edmunds Center	1:00 p.m.	HatterVision	WSBB
Thu.	Jan. 23	at Kennesaw State *	Kennesaw, Ga.	7:00 p.m.	ESPN3	WSBB
Sat.	Jan. 25	at Mercer *	Macon, Ga.	3:00 p.m.	ASun.TV	WSBB
Fri.	Jan. 31	at Florid Gulf Coast *	Fort Myers, Fla.	7:00 p.m.	CSS/ESPN3	WSBB
Thu.	Feb. 6	NORTH FLORIDA *	Edmunds Center	7:00 p.m.	HatterVision	WSBB
Sat.	Feb. 8	JACKSONVILLE *	Edmunds Center	1:00 p.m.	HatterVision	WSBB
Thu.	Feb. 13	at USC Upstate *	Spartanburg, S.C.	7:00 p.m.	ESPN3	WSBB
Sat.	Feb. 15	at ETSU *	Johnson City, Tenn.	4:00 p.m.	ASun.TV	WSBB
Fri.	Feb. 21	KENNESAW STATE *	Edmunds Center	7:00 p.m.	HatterVision	WSBB
Sun.	Feb. 23	MERCER *	Edmunds Center	1:00 p.m.	HatterVision	WSBB
Thu.	Feb. 27	at Northern Kentucky *	Highland Heights, Ky.	7:00 p.m.	ASun.TV	WSBB
Sat.	Mar. 1	at Lipscomb *	Nashville, Tenn.	11:00 a.m.	ESPN3	WSBB
Tue.	Mar. 4	A-Sun Quarterfinals	TBA	TBA		WSBB
Thu.	Mar. 6	A-Sun Semifinals	TBA	TBA	CSS/ESPN3	WSBB
Sun.	Mar. 9	A-Sun Championship	TBA	TBA	ESPN2	WSBB

^ Gulf Coast Showcase | * Atlantic Sun Conference Game | Home Games in **BOLD CAPS** | All Times Eastern